

USC UPSTATE

Winthrop Eagles

2025-26 Record: 10-8, 2-1 Big South

2024-25 Record: 23-11, 11-5 Big South

Head Coach: Mark Prosser (5th season/9th overall)

Winthrop/Career Record: 88-60/130-136

Big South Record: 45-24



USC Upstate Spartans

2025-26 Record: 8-9, 0-2 Big South

2024-25 Final Record: 6-26, 2-14 Big South

Head Coach: Marty Richter (2nd season/same)

USC Upstate/Career Record: 14-35/same

Big South Record: 2-16

WINTHROP

Upstate

TIP-INS

- After dropping the league opener at Longwood, the Eagles have won back-to-back games
- Trailed Charleston Southern by as much as nine points and rallied from 20-point deficit to defeat Gardner-Webb
- The 20-point deficit was the largest overcome in a win since Feb. 24, 2009 when the Eagles rallied from a 27-point deficit to defeat Charleston Southern
- Have won 10 of the last 12 regular season league contests
- Hold a 2-7 record on the road, 0-1 in league play
- Eagles opened the season with 6-of-7 games on the road and the game at LIU wrapped up a stretch of 7-of-9 away from home
- Eagles are in their 48th season of basketball overall and 41st in the Big South Conference
- Coming off a season in which the Eagles fell in the Big South Conference Championship game
- It was the programs 19th Big South Conference Championship game appearance and 4th appearance in the previous six seasons
- Winthrop won 23 games in 2024-25, the 9th 20-win season in its D1 Era
- Winthrop is 258-189 all-time in the month of January (4-4 in 2025)
- Eagles finished November at .500 and have now been .500 or better in 13 straight seasons
- On Nov. 17, 2024 the Eagles captured the program's 800th win all-time (830-631)
- The victory was also the 100th career win for head coach Mark Prosser
- In 2024-25, the Eagles earned 10 wins prior to league play for first time since 2015-16

HOW THEY MATCHUP



87.0	Scoring	78.0
.453	FG%	.457
.346	3FG%	.347
10.1	3FGM PG	7.9
.746	FT%	.688
41.2	Rebounding	37.6
15.4	Assists	13.6
7.4	Steals	6.6
3.2	Blocks	4.6
10.6	Turnovers PG	12.0
75.9	Scoring Defense	71.8
.435	FG% Defense	.414
.345	3FG% Defense	.312
+7.1	Rebound Margin	+0.7
+2.2	Turnover Margin	+0.5
W1	W/L Streak	L3

Athletic Communications/MBB Contact
Brett Redden - Asst. AD for Communications
(803) 367-1649 / reddennb@winthrop.edu

GAME INFORMATION

Game 19: Winthrop at USC Upstate

Jan. 10, 2026 | 2:00 p.m.

Spartanburg, S.C. | G.B. Hodge Center (837)

Radio: Winthrop Sports Network

Station: 94.3 FM | WGNC AM1450/101.1FM | ESPN730

Play-by-Play: Mike Pacheco

Analyst: Michael Jenkins

Television: ESPN+

Play-by-Play: Joe Skinner

Analyst:

---Series History vs. USC Upstate---

Overall.....	21-10
Last Meeting.....	2/8/25
Result.....	W, 105-95
Current Streak.....	W4
at G.B. Hodge Center.....	10-5
Streak at G.B. Hodge Center.....	W2
In Overtime.....	2-0
Most Points (WIN).....	107 (12/13/20)
Most Points (UPST).....	100 (11/29/79)
Prosser vs. USC Upstate.....	6-2
Prosser at USC Upstate.....	3-1

2025-26 Schedule/Results
10-8, 2-1 Big South

NOVEMBER (4-4)		
3	* Queens	W, 81-74
7	at George Mason	L, 96-90
11	at Coastal Carolina	L, 72-66
15	Mercer (Homecoming)	W, 105-69
18	at #21 Arkansas	L, 84-83
23	at Jackson State	W, 80-62
25	at Nebraska	L, 80-73
29	S.C. State	W, 101-79
DECEMBER (4-4)		
2	at LIU	W, 94-92 (OT)
6	Coastal Carolina	L, 88-84
9	Toccoa Falls	W, 111-62
13	Bob Jones	W, 101-55
18	at North Dakota	L, 90-88
21	Clinton College	W, 107-41
28	at #15 Texas Tech	L, 87-57
31	* at Longwood	L, 82-70
JANUARY (2-0)		
3	* Gardner-Webb	W, 88-77
7	* Charleston Southern	W, 81-77
10	* at USC Upstate	2:00 p.m.
14	* High Point	6:30 p.m.
17	* at UNC Asheville	2:00 p.m.
21	* Radford	6:30 p.m.
24	* at Presbyterian College	4:30 p.m.
31	* UNC Asheville	2:00 p.m.
FEBRUARY (0-0)		
4	* at Radford	7:00 p.m.
7	* Longwood	2:00 p.m.
12	* at Gardner-Webb	7:00 p.m.
19	* USC Upstate	6:30 p.m.
21	* at High Point	4:00 p.m.
26	* at Charleston Southern	7:00 p.m.
28	* Presbyterian College	4:00 p.m.
MARCH (0-0)		
4-8	# Big South Tournament	TBD

* Field of 68 Opening Day Marathon
(Played at Rock Hill Sports & Events Center - Rock Hill, SC)
* Big South Conference Game
Big South Tournament (Freedom Hall | Johnson City, Tenn.)
All Games (EST)

PROBABLE STARTERS

1	WILSON	2	ROZIER	7	BERRY	11	CLOUET	51	DUNCOMB
Sr. ▶	Guard	Sr. ▶	Guard	Sr. ▶	Forward	Sr. ▶	Forward	Sr. ▶	Center
MIN.	17.5	MIN.	29.1	MIN.	25.2	MIN.	25.1	MIN.	22.9
PPG	3.5	PPG	12.5	PPG	11.8	PPG	11.4	PPG	17.3
RPG	1.3	RPG	2.4	RPG	3.5	RPG	4.1	RPG	8.1
APG	2.5	APG	3.5	APG	2.5	APG	1.4	APG	0.8
FG%	34.4	FG%	35.7	FG%	41.8	FG%	43.0	FG%	64.1
3FG%	17.4	3FG%	36.2	3FG%	35.8	3FG%	38.1	FT%	66.7

2025-26 Winthrop Basketball Roster

NUMERICAL ROSTER

NO.	NAME	YR.	POS.	HT.	WT.	HOMETOWN/PREVIOUS SCHOOL
0	Kaleb Evans	Fr.	G	6-4	190	Lexington, S.C. / Moravian Prep/YNG Dreamerz
1	Isaiah Wilson	Gr.	G	6-1	180	Pittsburgh, Pa./ Richmond
2	Kareem Rozier	Sr.	G	5-9	180	Detroit, Mich. / Duquesne
3	Josh Meo	Sr.	G	6-4	195	Orlando, Fla. / Coastal Carolina
4	Pharrell Boyogueno	Sr.	G	6-6	215	Greenville, S.C. / Gardner-Webb
5	Brayhlan Thomas	So.	G	6-6	205	Atlanta, Ga. / Georgia Southern
7	Daylen Berry	R-Sr.	G	6-4	175	Raleigh, N.C. / Charleston Southern
8	Cam Christy	Sr.	G	6-4	200	Walton, Ky. / Mount St. Joseph University
11	Kody Clouet	Gr.	G	6-5	210	San Marcos, Calif. / San Diego
15	Tommy Kamarad	Gr.	F	6-8	205	Buford, Ga. / Arkansas Tech
21	Tai Hamilton	Jr.	F	6-10	200	Charlotte, N.C. / William & Mary
22	Henry Harrison	Jr.	G	5-11	175	Lewisburg, Pa./ Lewisburg H.S.
23	Ed Nnamoko	Sr.	F	6-10	230	Lagos, Nigeria / New Mexico State
25	Seifeldin Hendawy	So.	G	6-8	200	Cairo, Egypt / Loyola Chicago
51	Logan Duncomb	Sr.	C	6-10	230	Cincinnati, Ohio / Xavier

COACHING STAFF

Head Coach—Mark Prosser (Marist, '02)
Associate Coach—Tony Rack (Northern Kentucky, '15)
Associate Coach—Monty Sanders (Elon, '09)
Assistant Coach—Mitchell Hill (Tennessee Tech, '15)
Assistant Coach—Sid Crist (Fairmont State, '16)
Video Coordinator—Matt Erps (Winthrop, '18)
Graduate Assistant—Cooper Sisco (VMI, '22)

PRONUNCIATION GUIDE

3	Josh MEE-OH
4	FAH-RELL BOY-OH-GAH-KNOW
11	Kody CLUE-IT
15	Tommy CAM-UH-RAD
23	Ed NAH-MOE-KO
25	SAY-feh-deen en-DAH-wee
51	Logan DONE-COME

RADIO / TV PLAYER PHOTO CHART



Kaleb Evans
G, 6-4, Fr.
Lexington, S.C.




Isaiah Wilson
G, 6-1, Sr.
Pittsburgh, Pa.



Kareem Rozier
G, 5-9, Sr.
Detroit, Mich.



Josh Meo
G, 6-4, Sr.
Orlando, Fla.



Pharrell Boyogueno
G, 6-6, Sr.
Greenville, S.C.



Brayhlan Thomas
G, 6-6, So.
Atlanta, Ga.



Daylen Berry
G, 6-4, 175
Raleigh, N.C.



Cam Christy
G, 6-4, Sr.
Walton, Ky.



Kody Clouet
G, 6-5, Sr.
San Marcos, Calif.




Tommy Kamarad
F, 6-8, Sr.
Buford, Ga.




Tai Hamilton
F, 6-10, Jr.
Charlotte, N.C.



Henry Harrison
G, 5-11, Jr.
Lewisburg, Pa.



Ed Nnamoko
F, 6-10, Sr.
Lagos, Nigeria



Seifeldin Hendawy
G, 6-8, So.
Cairo, Egypt



Logan Duncomb
C, 6-10, Sr.
Crystal Lake, Ill.



Mark Prosser
HEAD COACH



EAGLE EYE VIEW OF THE TEAM

WINTHROP SERIES HISTORY VERSUS USC UPSTATE

- The Eagles and Spartans meet for the 32nd time
- Winthrop leads the all-time series 21-10 and have won four straight meetings, including the last two trips to the G.B. Hodge Center
- Since both programs have been NCAA D1 members the Eagles hold a 16-2 mark against Upstate
- In 31 meetings all-time the Eagles have scored 2,387 points (77.0 ppg) and Upstate has scored 2,231 (71.9 ppg)
- During the four-game win streak over the Spartans the Eagles have scored at least 82 or more points and averaging 91.3 ppg

EAGLES IN BIG SOUTH

- After dropping league opener at Longwood the Eagles have earned back-to-back wins
- Trailed by as much as nine points against Charleston Southern and rallied from 20 points down to defeat Gardner-Webb
- It was the largest deficit overcome by Winthrop since Feb. 24, 2009 when the Eagles trailed by 27 before a 57-52 win over Charleston Southern
- Opened league play with an 82-70 loss at Longwood, just the second loss in a league opener in the last 13 seasons
- Have 31 or more free throw attempts in each of the first three league games
- Won 10 of the last 12 regular season league matchups Finished 11-5 in the league and tied for second place with UNC Asheville last season
- Have been .500 or better the last 12 seasons in conference play (8-8 in 2023-24 was only year .500 - above .500 the other 11 seasons)
- Set a program record for points per game in league play (85.1) as the team scored 95 or more points six times (hitting the century mark 3 times)
- Reached 10 league wins for the 21st time in program history
- Have now earned at least 11 conference wins 15 times and the 8th when playing 16 or fewer conference games
- Last time the Eagles and Bucs faced off in Rock Hill, the Eagles captured a triple-overtime victory against Charleston Southern (102-97) on Jan. 15, 2025
- It was the first triple overtime game for the Eagles since Jan. 13, 2024 in a 92-88 win over Radford
- Eagles now have an all-time overtime record of 44-32 and are a perfect 4-0 in triple overtime games
- Led the league last season in steals per game at 7.94 and offensive rebounds (12.38)
- It was the first time since 2020-21 the Eagles led the conference in steals and only third time in program history
- Have 12 straight seasons with at least a .500 or better record in conference
- The Eagles are 61-24 in conference play over the last six seasons and 77-28 over the last seven
- Eagles played their 600th regular season conference game on Feb. 8 at USC Upstate
- Hold an all-time regular season league record mark of 363-246 (.595)
- The 363 victories are the most by any Big South member

ON THE ROAD IN BIG SOUTH

- Have won four of the last five on the road dating back to last season
- Dropped first road game in league play, falling 82-70 after shooting 32 percent
- Finished 4-4 on the road last season after starting 0-4
- In eight league road games last year, the Eagles are averaged 81.2 ppg and allowed 81.1 ppg
- Eagles earned 32 more free throw attempts and averaged 7.9 threes per game
- In the win over USC Upstate the Eagles scored 105 points, the fourth most points in a conference road game in program history
- It's the most points since winning 107-77 at USC Upstate on Dec. 13, 2020
- The loss at Radford was the first loss on the road in league play by 20 or more points since 2/15/14 when the Eagles fell 84-64 at Charleston Southern
- Eagles fell by 22 at High Point which is just the 4th time since 2000-01 the Eagles lost by 20 or more in a conference road game (twice this season)
- Eagles are 35-17 in the last 51 conference road games
- Under Prosser the Eagles are 18-17 in four seasons on the road
- Eagles have an all-time record of 154-151 in league road games

EAGLES ON THE ROAD

- Finished non-conference action 2-6 on the road, with five of the losses by seven or fewer points and two of them one possession games
- Two road games in December came down to the final seconds with the Eagles on the positive side of a buzzer-beating overtime win at LIU
- The other saw the Eagles fall 94-92 at North Dakota after a three with .5 seconds left in the game
- Kody Clouet's tip-in in the buzzer at LIU gave the Eagles their second road win of the season
- Picked up first road win at Jackson State with a big second half that led to an 80-62 win
- Have lost all five road games by single-digits and a total of 23 points (4.6 average)
- Winthrop is averaging 77.9 ppg while shooting 41 percent from the floor and averaging 9.4 threes per game
- Have hit 11 or more threes in 5-of-9 road games
- Opponents are averaging 82.8 ppg while shooting 47 percent averaging 9.9 threes per game
- The one point loss at #21 Arkansas was the first one point game in program history against a ranked opponent
- The loss at George Mason was the first game Winthrop hit 90 points in a non-conference road game since defeating Coastal Carolina 90-87 (12/2/23)
- In 2024-25 the Eagles were 5-8 on the road overall, 1-4 in non-conference action
- Picked up the lone road win at Queens on Dec. 3 in an 86-78 victory
- Four of the road losses last season were against Power 4 opponents in Virginia Tech (58-52), Louisville (76-61), Florida State (82-64) and Indiana (77-68)
- Have an all-time road mark of 272-390 and 220-337 at the NCAA D1 level
- Over the last eight seasons the Eagles are 69-67 on the road
- In 2024-25 - averaged 75.5 ppg while shooting 43 percent from the field and allowed 78.5 ppg and opponents shot 46 percent

TEAM NEWS

- This is the program's 1,462nd game as Winthrop holds an all-time record of 830-631
- Coming off an 81-77 win over Charleston Southern for a 5th straight home win and to improve to 2-0 in league play at home
- Prior to that the Eagles mounted the largest comeback in 18 seasons, overcoming a 20 point deficit to defeat Gardner-Webb
- It was the largest comeback during the Mark Prosser Era
- After making 10 or more threes in 11-of-14 games, the Eagles have a combined 19 over the last four games (19-for-96 / 20%)
- Are now averaging less than 10 threes a game for the first time this season since the opening game with eight vs. Queens
- Averaging 9.7 threes per game through 18 games
- The 11 games with 10 or more threes are tied for the 8th most in a single-season in program history (record is 22 set by 2018-19 squad)
- Suffered first double-digit loss of the season in an 87-57 loss at #15 Texas Tech (only other double-figure loss was 82-70 at Longwood)
- The 57 points were a season-low and just the second time the Eagles have scored under 73 points
- Eagles wrapped-up non-conference action with a winning record for a third straight season
- Have now posted a .500 or better record in non-conference play in 13 of the last 14 seasons
- Posted the 5th 100-point game of the season with a 107-41 victory over Clinton College
- The 66-point margin of victory was the most under head coach Mark Prosser
- It was also the second-largest margin of victory in program history
- Winthrop led by as much as 70 in the game, the largest lead under Prosser (previous best was 54)
- Connected on 14 threes in the win over Clinton, the 5th straight game with 10 or more threes
- Only one other team in program history averaged 10 or more threes in a single-season, which was the 2018-19 team which led the nation at 12.4
- On Dec. 18 the Eagles fell 90-88 as North Dakota hit a game-winning three with .5 seconds to play
- Eagles led by as much as 11 in the game, the first non-conference loss when holding a double-digit lead since Nov. 11, 2023 vs. Drexel at home
- In the second half at North Dakota the Eagles were outrebounded 26-15 and the Fighting Hawks turned 12 offensive rebounds into 19 points
- The 21 second chance points were the most allowed by the Eagles this season (previous was 15 - twice)
- Winthrop led 47-38 at the half and have led at the half in four of the six road losses this season
- Suffered first home loss of the season vs. Coastal Carolina on Dec. 6 (88-84) in the final seconds
- Both contests during the week of Dec. 1-7, both games came down to the wire as the week started off with a 94-92 overtime win at LIU at the buzzer
- This was the first buzzer beater since Bryce Baker drilled a three as time expired to defeat William & Mary on Nov. 15, 2024

EAGLE EYE VIEW OF THE TEAM

- Eagles finished the month of November with a .500 record to stretch their streak to 13 straight season with a .500 or better mark in the month of November
- Earned first road win of the year, as the Eagles knocked down eight second half threes to earn an 80-62 win at Jackson State
- Eagles had 13 threes in the loss at Nebraska, the second game with 13 or more vs. a Power 4 opponent this season
- The win was on the heels of a one point loss at #21 Arkansas (84-83), the first one-point game with a Top 25 or Power 4 opponent in program history
- It was the sixth game all-time against a Power 4 opponent that was a one possession (3pts or less) game, win or lose
- The 83 points were the most by a Winthrop team against a nationally-ranked opponent
- The Eagles knocked down a season-high 15 threes in the game, the most versus a Power 4 opponent since the team had 16 on Nov. 22, 2021 in a 92-86 loss at Washington State
- The 15 threes were tied for the most against a Top 25 opponent
- On Nov. 15, the Eagles earned a 105-69 victory over Mercer, the largest margin of victory over a non-conference opponent since defeating Holy Cross 89-51 on Nov. 17, 2023 (+38)
- The 105 points are the second-most against an NCAA D1 non-conference opponent (106 vs. Central Connecticut State on Jan. 18, 1993 is the most)
- Winthrop led by as much as 43 in the win over Mercer, the largest lead vs. a D1 opponent under Mark Prosser
- It was the largest lead held by an Eagle team vs. a D1 opponent since they led Liberty by 43 on Feb. 28, 2006
- That season the Eagles defeated Birmingham-Southern for the largest margin of victory over a D1 opponent (+41) and led by as much as 48 in the game
- After posting 101 points against S.C. State, the Eagles now have 13 games of 100 or more points under Prosser, whose Eagles set a program record with six games of 100 or more in 2024-25
- Eagles had just 14 (6&8) turnovers in back-to-back games (at George Mason/at Coastal Carolina), the lowest in back-to-back games since the 2023-24 team has 14 in back-to-back in a win over Elon (7) and loss at Georgia (7)
- In the loss to the George Mason, the Eagles finished with zero second chance points (first time since 11/20/21 at Vanderbilt)
- Eagles attempted 29 free throws in the game, but George Mason went to the line 43 times
- It's the most free throw attempts against the Eagles since Mar. 7, 2025 in the opening round of the Big South Tournament quarterfinal vs. Longwood (42)
- It's the most against a non-conference opponent since Florida State had 42 on Dec. 22, 2023 in a 67-61 victory over the Eagles
- Opened up the season with an 81-74 win over Queens at the Field of 68 Opening Day Marathon
- The Eagles picked up right where they've left off the last two seasons at the free throw line, earning 60 free throw attempts in the first two games
- Led the nation in free throw attempts per game (28.5) last year and were 4th in makes per game (19.1)
- Set a program record for free throws attempted (970) and free throws made (648) in a single-season
- This year the Eagles are averaging 18.8 free throws made per game and averaging 25.6 free throw attempts per game
- Eagles replaced their entire starting lineup from 2024-25 and lost 89 percent of its total points
- Hold an all-time mark of 134-99 in the month of November, 143-153 in the month of December, 258-189 in January, 236-153 in February and 56-36 in March
- Mark Prosser coached his 100th game as head coach of the Eagles on Nov. 15 and captured his 100th career win the same day
- The win also marked the 800th in program history
- The 100th win for Prosser came on a three-pointer at the buzzer-beater
- It was the first buzzer beater win for the Eagles since Keon Johnson's jumper as time expired in an 86-84 victory at Radford on Jan. 13, 2016
- Voted to finish fifth in the Big South Conference Preseason Poll, one vote behind Radford (4th) and Longwood (3rd)
- Winthrop has 10 or more threes in 57 games in the Prosser Era (Hold a 44-13 record in those 56 contests and 15-5 when hitting 13 or more)
- Over the last five seasons Winthrop is 106-17 when leading at the half (160-28 since the start of the 2015-16 season/174-37 since the 2014-15 season)
- In the last 14 seasons the Eagles are 199-31 when leading at the half, 48-104 when trailing and 11-4 when tied
- In the last 229 victories, the Eagles have won by double-figures in 141 of them (61%)
- Over the last 14 seasons Winthrop is 187-76 when attempting 20 or more free throws, 61-17 when attempting 30 or more, 12-4 when attempting 40 or more and 1-1 when attempting 50-plus
- During that same time span, Winthrop is 82-76 when it has less than 20 free throw attempts
- Have won 22 of the last 28 games attempting 30 or more free throws after having lost 4-of-5 prior
- In the last 14 seasons Winthrop is 83-15 when making 10 or more threes and attempting 20 or more free throws in same game
- Since 2012-13 the Eagles have more wins than any other Big South Conference school (274), 29 more than the next team (Radford -245)

LOOKING BACK AT 2024-25

- Season ended with an 81-69 loss to High Point in the Big South Conference title game
- Won 10 of the last 12 games that included two five-game win streaks (both losses to High Point)
- Lost 81 percent of its total rebounds and 91 percent of its total three-point field goals
- Finished with a 16-2 home mark, tying the program record for the most in a single-season

CURRENT BIG SOUTH MEMBERS

(ranked by overall wins)	Since (2012-13)		2025-26	2025-26
School	Overall	Big South	Overall	Big South
Winthrop	274-155	155-70	10-8	2-1
Radford	245-195	132-92	9-8	2-0
High Point	239-188	133-92	15-3	3-0
UNC Asheville	237-191	137-84	7-10	1-2
Gardner-Webb	222-215	129-98	2-16	0-3
Longwood	186-254	88-139	9-9	1-2
USC Upstate**	157-242	40-78	8-9	0-2
Presbyterian College	141-285	62-161	8-9	1-1
Charleston Southern*	118-246	59-134	11-7	2-1

(Games Through Jan. 7, 2025)

* Charleston Southern had 51 wins (31 conference wins and 3 conference tournament wins vacated)

** USC Upstate overall record from 2012-13 - 2017-18 in Atlantic Sun Conference



Queens - Daylen Berry
 at George Mason - Josh Meo
 at Coastal Carolina - Logan Duncomb
 Mercer - Kareem Rozier
 at Arkansas - Kareem Rozier
 at Jackson St. - Seifeldin Hendawy
 at Nebraska - Kareem Rozier
 S.C. State - Kody Clouet
 at LIU - Logan Duncomb
 Coastal Carolina - Kareem Rozier
 Toccoa Falls - Tai Hamilton
 Bob Jones - Logan Duncomb
 at North Dakota - Kody Clouet
 Clinton - Logan Duncomb
 at Texas Tech - Seifeldin Hendawy
 at Longwood - Logan Duncomb
 Gardner-Webb - Logan Duncomb
 Charleston Sou. - Logan Duncomb
 at USC Upstate -
 High Point -
 at UNC Asheville -
 Radford -
 at Presbyterian -
 UNC Asheville -
 at Radford -
 Longwood -
 at Gardner-Webb -
 USC Upstate -
 at High Point -
 at Charleston Sou. -
 Presbyterian -

NEXT EAGLES WIN WILL...

- Be a 5th straight win over Upstate
- Give Prosser his 130th career win and 125th win as an NCAA D1 coach
- Give the program 830 victories all-time
- Be the 689th all-time at the NCAA D1 level

WINTHROP

All-Time Head Coaches (Wins)

Coach	Wins	Losses	Pct.
Gregg Marshall	194	83	.700
Pat Kelsey	186	95	.663
Nield Gordon	160	100	.615
Mark Prosser	88	60	.595
Randy Peele	77	82	.484
Steve Vacendak	74	98	.430
Dan Kenney	51	113	.331

EAGLE EYE VIEW OF THE TEAM

- Earned 23 victories on the year, with the 20th coming in the final regular season road game in an 85-59 win at Longwood
- It is the 15th 20-win season in the history of the program and the 23 wins tied for th 5th most in a single-season
- Finish 11-5 in the Big South and tied for second place with UNC Asheville (received the 3rd seed)
- Reached 10 league wins for the 21st time in program history and 10 wins before conference play began for the first time since 2015-16
- Led the nation in free throw attempts per game (28.5) and were 4th in makes per game (19.1)
- The Eagles broke a program record scoring 84.5 ppg, which ranked 6th nationally in 2024-25
- It broke the record set by the 1992-93 team that averaged 83.6 ppg (30 games)
- Last year's team was 23-3 when scoring 70 or more points
- It was the just the 5th time in program history an Eagle team averaged 80 or more points per game in a season
- Finished as one of the top rebounding teams in 2024-25, ranked 25th nationally in rebounds per game (38.59)
- Had the most steals in a season (270) since the 2009-10 team had 283 and the 8th most by any Winthrop team
- Set a program record for most games with 100 or more points (6)
- Kelton Talford earned All-Big South First Team Honors while Kasen Harrison and K.J. Doucet were named Honorable Mention
- Paul Jones III was named to the All-Freshman Team

TEAM STREAKS

- Have hit at least one three-point basket in 432 consecutive games
- Have 13 straight seasons with 10 or more home wins
- Have been Top 3 scoring in the Big South for 10 straight seasons
- Went 11 straight games with more assists than turnovers (180/114), which came to an end at Texas Tech (9/15)
- Five straight wins at home

HEAD COACH MARK PROSSER

- In his fifth season as head coach of the Eagles and 9th season overall as a head coach
- He became the 7th head coach in program history and joined all previous head coaches in winning their first game coaching the Eagles
- Coached in his 100th game at the helm of the Eagles on Nov. 15 and earned his 100th career win in the same game
- Coached his 200th game and earned his 50th victory at Winthrop on Jan. 10 and earned an 81-71 road win
- Mark Prosser is coaching in his 267th game (239th at NCAA D1 level)
- Prosser is now 4th on the all-time wins list at Winthrop with 88
- In his tenure at Winthrop, the Eagles are 10-1 in overtime games
- Led the Eagles to 23 wins in 2021-22, most by any first-year head coach in program history
- Coached the Eagles to another 23-win season in 2024-25 as the team broke the school record for scoring average (84.7), free throws made (648 and free throws attempted (970)
- Prosser joined Steve Vacendak, Gregg Marshall and Randy Peele as the only coaches to start their Winthrop career 2-0
- Became 1-of-3 Winthrop coaches to win their first Big South Conference regular season game and to start 2-0 (Dan Kenney/Gregg Marshall) and just Prosser and Marshall began their Big South career 5-0
- First Winthrop coach to reach at least 11 league wins in first season at the helm (finished with 14)
- Guided the team to its first ever win over a PAC 12 opponent with an 82-74 win at Washington (11/27/21)
- Came to the Eagles after three years as head coach of Western Carolina
- In his second season with the Catamounts he and his staff put together the nation's second biggest turnaround in D1 men's basketball (12-win improvement)
- Spent six seasons at Winthrop as an Associate Head Coach (Assistant coach - 1st year)
- Holds a career record of 130-136 (125-113) at the NCAA D1 level
- Graduated from Marist and then became a student assistant three seasons before joining the staff at Wofford as an assistant coach in 2002-03
- After one season he became an assistant coach at Bucknell (2003-08)
- While at Bucknell, the Bison upset Kansas in the 2005 NCAA Tournament
- Returned to Wofford as an assistant coach in 2008 where he remained until taking the head coaching job at Brevard College in 2011-12
- After one season he left Brevard to join the Winthrop coaching staff

NATIONAL STATISTICAL RANKING (as of 1/7/26)

Category	Rank (Top 75)
Offensive rebounds PG	8th (14.72)
Rebounds PG	25th (41.72)
Free throws made PG	32nd (18.8)
Scoring offense	36th (86.7)
Free throw attempts PG	37th (25.6)
Three-point FG attempts per game	42nd (28.7)
Rebound margin	44th (+6.9)
Bench points PG	55th (30.94)
Three-point FG per game	58th (9.7)
Turnovers PG	69th (10.6)
Defensive Rebounds PG	72nd (27.0)

INDIVIDUAL - TOP 50

Assist/Turnover Ratio

Kareem Rozier 21st (3.53)

Field Goal Percentage

Logan Duncomb 14th (.641)

Double-doubles

Logan Duncomb 27th (6)

Free Throw Attempts

Logan Duncomb 15th (120)

Offensive rebounds PG

Logan Duncomb 32nd (3.53)

Three-Point FGM

Kareem Rozier 41st (46)

NON-CONFERENCE OPPONENTS (D1 only)

TEAM	RECORD	NET	NATIONAL RANK
Queens	7-8	235	-
George Mason	15-1	76	-
Coastal Carolina	8-8	251	-
Mercer	9-7	133	-
Arkansas	11-4	26	#15
Jackson State	2-12	356	-
Nebraska	15-0	11	#10
South Carolina St.	1-14	358	-
LIU	8-7	169	-
North Dakota	8-10	299	-
Texas Tech	11-4	20	#14
	92-74		

Games through 1/7/26 | Winthrop (172)

All South Carolina D1 Schools (2025-26)

Team	W	L	Pct.
Clemson	13	3	.813
Furman	11	5	.688
Wofford	11	5	.688
South Carolina	10	5	.667
Charleston	10	6	.625
Charleston Southern	11	7	.611
Winthrop	10	8	.556
Coastal Carolina	8	8	.500
USC Upstate	8	9	.471
Presbyterian College	8	9	.471
The Citadel	3	13	.186
South Carolina St.	2	14	.125
Totals	105	92	.533

(Games through 1/7/26)

STATS AVERAGE PER MONTH (2025-26)

Month	FG%	FT%	3PT%	Reb.	APG	TOPG	BPG	SPG	PPG (Games)
November	.448	.750	.364	36.9	15.0	9.8	2.9	7.1	84.9 (8)
December	.459	.734	.338	44.5	16.4	11.9	3.6	8.0	89.0 (8)
January	.422	.714	.213	50.0	8.5	9.0	3.5	3.5	84.5 (2)
February	.000	.000	.000	0.0	0.0	0.0	0.0	0.0	0.0
March	.000	.000	.000	0.0	0.0	0.0	0.0	0.0	0.0

2025-26 EAGLE TRENDS

THE EAGLES RECORD

Overall: 10-8
At home: 7-1
On the road: 2-7
At a neutral site: 1-0
In the Big South: 2-1
Big South Home: 2-0
Big South Away: 0-1
Overtime: 1-0
Night Tip: 5-5
Daytime Tip: 4-3
Morning Tip: 1-0
Win the Opening Tip: 9-3
Lose the Opening Tip: 1-5
Nationally ranked opponents: 0-2
Opponents receiving votes: 0-0
ACCNX: 0-0
BTN: 0-1
ESPN+: 7-4
ESPN2: 0-0
ESPNU: 0-0
NEC FRONT ROW: 1-0
SECN+: 0-1
SLN: 0-1
SWAC TV: 1-0
TNT/TRUTV/HBO: 0-1
YouTube: 1-0
Play a team with a record over .500: 4-6
A team with a record below .500: 3-1
A team with a record of .500: 3-1
Lead at halftime: 8-3
Trail at halftime: 1-5
Tied at halftime: 1-0
Lead 10+ at halftime: 4-0
Trail 10+ at halftime: 1-1
Score first: 8-4
1st possession is a turnover: 0-0
1st possession is a made FG: 6-2
1st possession is a missed FGA: 2-7
1st possession is a made FT: 0-1
1st possession is a missed FT: 0-0
Make First Field Goal Attempt: 6-2
Miss First Field Goal Attempt: 4-6

SCHEDULED TIME OF TIP/DAY OF WEEK

(record by time zone, not just EST)

Tip at 8 a.m.: 1-0
Tip at 12 p.m.: 1-0
Tip at 1 p.m.: 0-1
Tip at 2 p.m.: 1-1
Tip at 3 p.m.: 0-1
Tip at 4 p.m.: 2-0
Tip at 4:30 p.m.: 0-0
Tip at 6:30 p.m.: 3-0
Tip at 7 p.m.: 2-2
Tip at 7:30 p.m.: 1-1
Tip at 8 p.m.: 0-1
Monday: 1-0
Tuesday: 2-3
Wednesday: 1-1
Thursday: 0-1
Friday: 0-1
Saturday: 4-1
Sunday: 2-1

SCORING

Scores between 10-19: 0-0
20-29 points: 0-0
30-39 points: 0-0
40-49 points: 0-0
50-59 points: 0-1
60-69 points: 0-1
70-79 points: 0-2
80-89 points: 4-3
90-99 points: 1-1
100-plus points: 5-0
Shoot 10-19 percent from the field: 0-0
20-29%: 0-0
30-34%: 0-2
35-39%: 1-4
40-44%: 1-0
45-49%: 3-1
50-59%: 5-1
60-plus: 0-0
Higher FG% than opponent: 6-1
Lower FG % than opponent: 4-7

FG% is the same: 0-0
Hit 7 or more threes: 7-5
Hit less than 7 threes: 0-3
Attempt less than 20 threes: 0-1
Attempt 20 or more threes: 9-8
Attempt 30 or more threes: 3-3
Turn ball over less than 10 times: 2-4
10-15 times: 8-4
16-20 times: 0-0
21-plus: 0-0
Make more free throws: 10-4
Make fewer free throws: 0-4
Make same free throws: 0-0
Attempt more free throws: 9-5
Attempt fewer free throws: 1-3
Attempt same free throws: 0-0
Have more rebounds: 9-2
Have fewer rebounds: 0-6
Have same rebounds: 1-0
Have more turnovers: 3-5
Have fewer turnovers: 6-3
Have same turnovers: 1-0
Have more steals: 6-5
Have fewer steals: 4-3
Have same steals: 0-0

LATE IN THE GAME(regulation only)

Lead with five minutes left: 8-0
Trail with five minutes left: 2-8
Tied with five minutes left: 0-0
Lead with one minute left: 9-1
Trail with one minute left: 0-7
Tied with one minute left: 1-0
Bench scores more points: 9-3
Bench scores fewer points: 1-3
Bench scores same points: 0-0
1 Score Double-Figures: 0-1
2 Score Double-Figures: 0-1
3 Score Double-Figures: 4-3
4 Score Double-Figures: 3-1
5 Score Double-Figures: 1-1
6 Score Double-Figures: 1-0
7 Score Double-Figures: 1-0

GAMES DECIDED BY...

1 point: 0-1
2 points: 1-1
5 points or less: 2-3
6-9 points: 1-3
Double-figures: 7-2

First Basket (POINT) is a...

Jumper: 2-0
Lay-up/Tip-in: 5-5
Dunk: 0-0
Free Throw: 0-2
Three-Pointer: 3-2

POINTS OFF TURNOVERS

Score more off turnovers: 7-2
Outscored off turnovers: 1-6
Tied in points off turnovers: 2-0

POINTS IN PAINT

Score more points in paint: 9-1
Outscored in paint: 1-7
Tied in points in paint: 0-0

2ND CHANCE POINTS

Score more 2nd chance points: 9-4
Outscored in 2nd chance points: 1-4
Tied in 2nd chance points: 0-0

SCHOOLS FROM...

Arkansas: 0-1
Georgia: 2-0
Indiana: 0-0
Kentucky: 0-0
Mississippi: 1-0
Nebraska: 0-1
New York: 1-0
North Carolina: 2-0
North Dakota: 0-1
South Carolina: 4-2
Texas: 0-1
Virginia: 0-2

YEAR-BY-YEAR RECORDS

(Member of NCAA D1 Level Only)					
Year	Overall	Home	Away	Non-Conf.	BSC
25-26	10-8	7-1	2-7	8-7	2-1
24-25	23-11	16-2	5-8	10-7	11-5
23-24	17-15	11-5	6-9	9-7	8-8
22-23	15-17	10-4	4-11	5-9	10-8
21-22	23-9	13-0	7-7	9-7	14-2
20-21	23-2	11-1	10-0	5-1	17-1
19-20	24-10	12-4	10-6	7-7	15-3
18-19	18-12	11-3	7-8	8-5	10-6
17-18	19-12	11-3	7-8	6-5	12-6
16-17	26-7	14-3	12-3	8-4	15-3
15-16	23-9	14-1	7-7	10-4	13-5
14-15	19-13	11-3	6-10	7-7	12-6
13-14	20-13	12-3	5-10	10-7	10-6
12-13	14-17	11-4	2-12	8-7	6-10
11-12	12-20	7-5	4-11	4-10	8-10
10-11	13-17	9-4	4-10	4-8	9-9
09-10	19-14	12-2	6-11	7-8	12-6
08-09	11-19	7-6	4-12	2-10	9-9
07-08	22-12	12-3	6-7	12-8	10-4
06-07	29-5	15-0	12-3	15-5	14-0
05-06	23-8	15-1	7-6	10-5	13-3
04-05	27-6	16-0	9-4	12-5	15-1
03-04	16-12	10-4	5-7	6-5	10-6
02-03	20-10	11-3	9-4	8-6	11-3
01-02	19-12	9-4	7-5	6-7	10-4
00-01	18-13	11-1	5-7	5-9	11-3
99-00	21-9	13-1	6-7	8-5	11-3
98-99	21-8	12-1	7-6	10-6	9-1
97-98	7-20	4-9	4-10	3-11	4-8
96-97	12-15	9-4	3-10	7-6	5-9
95-96	7-19	4-8	3-10	1-11	6-8
94-95	7-20	5-7	2-12	3-8	4-12
93-94	4-23	3-9	1-13	1-8	3-15
92-93	14-16	7-5	4-10	9-5	5-11
91-92	6-22	4-11	2-10	3-11	2-12
90-91	8-20	6-7	2-12	3-10	5-9
89-90	19-10	14-4	5-7	13-4	6-6
88-89	16-13	14-5	2-8	10-5	5-7
87-88	17-13	12-3	5-10	9-6	5-7
86-87	8-20	5-5	3-14	7-12	1-7
85-86	20-9	14-2	5-6	14-6	5-3
Totals	689-540	425-155	221-335	300-283	363-246

THE EAGLES' RECORD IN WINTHROP COLISEUM

Season	Won	Lost	Pct.
1982-83	7	8	.467
1983-84	12	5	.706
1984-85	11	4	.733
1985-86	14	2	.875
1986-87	5	5	.500
1987-88	12	3	.800
1988-89	14	5	.737
1989-90	14	4	.778
1990-91	6	7	.462
1991-92	4	11	.267
1992-93	7	5	.583
1993-94	3	9	.250
1994-95	5	7	.417
1995-96	4	8	.333
1996-97	9	4	.692
1997-98	4	9	.308
1998-99	12	1	.923
1999-00	13	1	.929
2000-01	11	1	.917
2001-02	9	4	.692
2002-03	11	3	.786
2003-04	10	4	.714
2004-05	16	0	1.000
2005-06	15	1	.938
2006-07	15	0	1.000
2007-08	12	3	.800
2008-09	7	6	.538
2009-10	12	2	.857
2010-11	9	4	.692
2011-12	7	5	.583
2012-13	11	4	.733
2013-14	12	3	.800
2014-15	11	3	.786
2015-16	14	1	.933
2016-17	14	3	.824
2017-18	11	3	.786
2018-19	11	3	.786
2019-20	12	4	.750
2020-21	11	1	.916
2021-22	13	0	1.000
2022-23	10	4	.692
2023-24	11	5	.688
2024-25	13	1	.923
2025-26	7	1	.875
38 Years	451	167	.729

2025-26 EXTRAS

WINTHROP RECORD ACCORDING TO STARTING LINEUP

Wilson, Rozier, Berry, Clouet, Duncomb	6-5
Wilson, Clouet, Berry, Kamarad, Duncomb	1-0
Wilson, Rozier, Clouet, Kamarad, Duncomb	1-0
Rozier, Clouet, Berry, Hendawy, Duncomb	1-0
Rozier, Wilson, Clouet, Hendawy, Duncomb	1-0
Wilson, Rozier, Clouet, Berry, Nnamoko	0-1
Rozier, Clouet, Berry, Kamarad, Duncomb	0-2

WINTHROP RECORD WHEN LEADING SCORER IS...

Duncomb	5-4
Berry	3-1
Rozier	1-4
Clouet	1-1
Meo	0-1

WINTHROP RECORD WHEN LEADING REBOUNDER IS...

Duncomb	5-6
Clouet	2-0
Boyogueno	1-0
Hamilton	1-0
Kamarad	1-0
Meo	1-0
Berry	0-1
Nnamoko	0-1

WINTHROP RECORD WHEN LEADER IN ASSISTS IS...

Rozier	5-2
Berry	3-2
Wilson	2-3
Clouet	1-0
Hendawy	0-1

WINTHROP RECORD WHEN OPPONENT...

Shoots less than 30%:	1-0
30-34%:	2-0
35-39%:	0-0
40-44%:	4-2
45-49%:	2-3
50-59%:	1-3
60-plus:	0-0
Makes 25 or more FG:	5-7
Makes fewer than 25 FG:	5-1
Makes 7 or more 3PT FG:	7-7
Makes 6 or less 3PT FG:	3-1
Makes more than 15 FTs:	2-5
Makes 15 or fewer FTs:	8-3
Commits 13 or fewer TOs:	4-4
Commits 14 or more TOs:	6-3
Scores the first point(s) of 2nd half:	6-6

WINTHROP RECORD WHEN OPPONENT HAS...

A 20-point scorer:	3-6
A 30-point scorer:	0-0
A 40-point scorer:	0-0
More than one 20-point scorer:	1-3
No players in double-figures:	0-0
1 Player in double-figures:	2-0
2 Players in double-figures:	2-0
3 Players in double-figures:	1-2
4 Players in double-figures:	4-6
5 or more players in double-figures:	2-0
6 or more players in double-figures:	0-0

Margin of Victory/Defeat

Breakdown of Eagles' margin of victory...

1	2	3	4	5	6	7	8	9	10	11-15	16-20	21-25	26+
-	1	-	1	-	-	1	-	-	1	2	-	-	4

Breakdown of Eagles' margin of defeat...

1	2	3	4	5	6	7	8	9	10	11-15	16-20	21-25	26+
1	1	-	1	-	2	1	-	-	1	-	-	-	-

WINTHROP CURRENT STREAKS

OVERALL

All Games	W2
Big South Games Overall	W2
Ranked opponent	L5

HOME

All Games	W5
Non-Conference Home Games	W3
Big South Home Games	W3

ROAD

All Games	L3
Big South Road Games	L1
Non-Conference Road Games	L2

NEUTRAL

At Neutral Sites	W1
Ranked opponents	L3
Unranked opponents	W1

EAGLES CURRENT STREAKS VS. BIG SOUTH OPPONENTS

Charleston Southern	W12
Gardner-Webb	W2
High Point	L5
Longwood	L1
Presbyterian College	W2
Radford	W1
UNC Asheville	W2
USC Upstate	W4

RECORD AT WINTHROP COLISEUM

Winthrop Record At Winthrop Coliseum When It Scores...

	Since 2004-05	All-Time (D1 level)
100+:	30-1	38-1
90-99:	35-0	52-1
80-89:	58-9	95-9
70-79:	63-9	120-30
60-69:	44-14	77-49
50-59:	18-16	23-39
40-49:	1-6	1-10

When Winthrop Allows () Points At Winthrop Coliseum...

100+:	1-1
90-99:	13-16
80-89:	29-34
70-79:	69-46
60-69:	117-30
50-59:	100-10
40-49:	53-4
30-39:	5-0

THE LAST TIME...

SCORING

Scored 70-79 points
70 at Longwood, 12-31-25 (L, 82-70)
Scored 80-89 points
81 vs. Charleston Southern, 1-7-26 (W, 81-77)
Scored 90-99 points
94 at LIU, 12-2-25 (W, 94-92 in OT)
Scored 100+ points
107, 12-21-25 (W, 107-41)
Both Team Score 100 Points Or More
UNC Asheville, 2-26-14 (W, 107-100 in OT)
Held opponent to 40-49 points
Clinton College, 12-21-25 (W, 107-41)
Held opponent to 30-39 points
Lenoir-Rhyne, 11-20-12 (W, 59-35)
Held opponent to 20-29 points
at College of Charleston (29), 2-26-83 (L, 29-23)
Allowed 70-79 points
77 vs. Charleston Southern, 1-7-26 (W, 81-77)
Allowed 80-89 points
82 at Longwood, 12-31-25 (L, 82-70)
Allowed 90-99 points
90 at North Dakota, 12-18-25 (L, 90-88)
Allowed 100 points or more
100 at High Point, 2-28-24 (L, 100-96 in OT)
Scored 50 in a half
vs. Gardner-Webb, 1-3-26 (51-2nd half)
Scored 60 in a half
vs. Toccoa Falls, 12-9-25 (63-2nd half)
Scored 70 in a half
vs. Pfeiffer, 11-13-18 (73-1st half)
Allowed 50 in a half
Gardner-Webb, 1-3-26 (50-1st half)
Allowed 60 in a half
vs. Mercer, 12-21-24 (61-2nd half)
Held Opponent under 20 points in a half
vs. Clinton College, 12-21-25 (16-1st half)
Held Big South Opponent under 20 points in a half
vs. (7) High Point, 3-4-22 (17-1st half)
Scored under 20 points in a half
vs. Presbyterian College, 2-21-24 (19-2nd half)
Won by 20-29 points
vs. S.C. State, 11-29-25 (W, 101-79/+22)
Won by 30-39 points
Mercer, 11-15-25 (W, 105-69/+36)
Won by 40-49 points
vs. Bob Jones, 12-13-25 (W, 101-55/+46)
Won by 50+ points
vs. Clinton College, 12-21-25 (W, 107-41/+66)
Lost by 20-29 points
vs High Point, 2-15-25 (L, 88-66/-22)
Lost by 30-39 points
at #15 Texas Tech, 12-28-25 (L, 87-57)
Lost by 40-49 points
vs. Duke, 3-14-02 (L, 84-37/-47)
Lost by 50+ points
at Syracuse, 11-22-96 (L, 106-51/-55)
Had 3 players in double-figures
vs. Charleston Southern, 1-7-26 (Duncomb 26, Clouet 12, Rozier 12)
Had 4 players in double-figures
vs. Gardner-Webb, 1-3-26 (Duncomb 21, Clouet 19, Wilson 12, Rozier 11)
Had 5 or more players in double-figures
vs. Clinton College, 12-21-25 (Berry 22, Duncomb 14, Kamarad 14, Hendawy 12, Clouet 11)
Had 6 or more players in double-figures
vs. Mercer, 11-15-25 (Rozier 20, Meo 18, Clouet 14, Berry 11, Kamarad 11, Hendawy 10)
Had 7 or more players in double-figures
vs. Toccoa Falls, 12-9-25 (Berry 15, Rozier 12, Clouet 12, Nnamoko 11, Kamarad 10, Hendawy 10, Hamilton 10)

3-POINT SHOOTING

Hit 10 or more threes
vs. Clinton College, 12-21-25 (14)
Hit 15 or more threes
vs. Toccoa Falls, 12-9-25 (15)
Allowed 10 or more threes
vs. Gardner-Webb, 1-3-26 (12)
Allowed 15 or more threes
at Penn State, 11-7-22 (18)
Did not hit a three-pointer in a game
vs. Presbyterian College, 2-14-12 (0-8)
Held opponent without a three-pointer
at Liberty, 1-22-15 (0-10)
Shot 60 percent from three (10 made min.)
vs. Charleston Southern, 1-27-16 (17-28/.607%)

MISCELLANEOUS

Played a ranked team
at #15 Texas Tech, 12-28-25 (Lost, 87-57)
Won in overtime
at LIU, 12-2-25 (W, 94-92 in OT)
Lost in overtime
at High Point, 2-28-24 (L, 100-96 in OT)
Won At The Buzzer
at LIU, 12-2-25 (W, 94-92 / Kody Clouet tip-in)
Lost At The Buzzer
at Fresno State, 11-10-19 (L, 77-74)
Played In Double-Overtime
vs. Charleston Southern, 2-23-19 (W, 80-78)
Played In Triple-Overtime
vs. Charleston Southern 1-15-25 (W, 102-97)
Played Overtime In Non-Conference Game
vs. Mercer, 11-13-21 (W, 88-85 in OT)
Played Overtime In Non-Conference Home Game
vs. Furman, 11-30-16 (W, 58-57/OT)
Played Overtime In Non-Conference Road Game
at Illinois, 11-21-16 (W, 84-80/OT)
Played In Back-To-Back Overtime Games:
1-3-24 vs. Longwood / 1-6-24 at USC Upstate
Won a game when trailing at the half
vs. Gardner-Webb, 1-3-26 (Trailed 50-37, Won 88-77)
Won a game when trailing at the half on the road
at Campbell, 1-14-23 (Trailed 38-33, Won 78-74)
Lost road game when leading at half
at North Dakota, 12-18-25 (Led 47-38, Lost 90-88)

FIELD GOAL SHOOTING

Shot 50-59 percent from field
vs. Clinton College, 12-21-25 (.576-Won 107-41)
Shot 60 percent or better from field
vs. USC Upstate, 1-2-25 (.607-Won 95-76)
An opponent shot 50-59 percent from field
at Longwood, 12-31-25 (.517-Lost 82-70)
An opponent shot 60 percent or better from field
Campbell, 2-22-23 (.600-Won 95-93 in OT)
Shot 50-59 percent from the field in a half
vs. Gardner-Webb, 1-3-26 (.517-2nd half)
Shot 60-69 percent from the field in a half
vs. Clinton College, 12-21-25 (.606-2nd half)
Shot 70 percent or better from the field in a half
vs. Brevard College, 11-8-23 (.704-2nd half)
Shot 50 percent or better in each half
vs. UNC Asheville, 3-1-25 (1st-.529/2nd-.571)

REBOUNDING

Pulled down 50 rebounds or more
vs. Charleston Southern, 1-7-26 (51)
Pulled down 60 rebounds or more
vs. Piedmont, 12-4-24 (63)
Allowed 50 or more rebounds
at George Mason, 11-7-25 (50)
Pulled down 60 rebounds or more
vs. Pfeiffer, 11-25-19 (61)
Had 40 or more defensive rebounds
vs. Pfeiffer, 11-25-19 (45)
Had 20 Offensive rebounds
vs. Bob Jones, 12-12-24 (20)
Allowed opponent 20 Offensive rebounds
vs. LIU, 11-25-24 (20)
Outrebounded Opponent by 20+
vs. Gardner-Webb, 1-3-26 (+24/49-25, W 88-77)
Outrebounded by 20+
at High Point, 1-25-25 (-20/47-27, L 84-62)

FREE THROW SHOOTING

Shot 100 percent from FT Line (10 made min.)
vs. Coastal Carolina, 2-18-16 (20-20)
Shot 50 percent or less from FT Line (15 FTA min.)
at Xavier, 12-16-23 (7-for-19/37%)
Attempted 30-39 free Throws
vs. Charleston Southern, 1-7-26 (31)
Attempted 40-49 free Throws
at North Dakota, 12-18-25 (45)
Attempted 50 or more free throws
at High Point, 2-28-24 (50)

ASSISTS

Dished out 20 or more assists
vs. Clinton College, 12-21-25 (26)
Dished out 25-29 or more assists
vs. Clinton College, 12-21-25 (26)
Dished out 30 or more assists
vs Pfeiffer, 11-25-19 (31)

STEALS/BLOCKS

Had 15 Or More Steals
vs. Brevard, 11-8-23 (15)
No Steals in a game
vs. Villanova 3-19-21
Had 10 or More Blocks
vs. LIU, 11-26-24 (10)
No Blocks in a game
at Louisville, 11-22-24

TURNOVERS

Commit 5 or fewer turnovers in a game
vs. Coastal Carolina, 12-7-24 (5)
Commit 20 or more turnovers in a game
vs. Georgia Southern, 11-16-24 (20)
Commit 30 or more turnovers in a game
No games since 1994-95 (no team game-by-game available prior)

WINTHROP PLAYER

Score 20-29 Points
1-7-26 vs. Charleston Southern (Logan Duncomb, 26)
Score 30-39 Points
12-31-25 at Longwood (Logan Duncomb, 31)
Score 40 Or More Points
2-9-17 at UNC Asheville (Keon Johnson, 40)
Had two players score 20 or more points same game
12-18-25 at North Dakota (Logan Duncomb 21/Kody Clouet 21)
Had three players score 20 or more points same game
2-8-25 at USC Upstate (Kelton Talford 22, Nick Johnson 21, Kasen Harrison 20)
Hit 10 Field Goals Or More
Logan Duncomb at Longwood, 12-31-25 (12-of-16)
Made 10 or more free throws
Logan Duncomb at North Dakota, 12-18-25 (13-of-17)
Made 5 or more threes
Daylen Berry vs. Clinton College, 12-21-25 (5-of-6)
Had 20 or more rebounds
Xavier Cooks at Longwood, 2-15-17 (20)
Had 20 points, 20 rebounds same game
Xavier Cooks at Longwood, 2-15-17 (21 points, 20 rebounds)
Dish Out 10 Or More Assists
Chandler Vaudrin/Russell Jones Jr. vs. (8) High Point, 3-1-21
Record 5 Or More Steals
Cory Hightower (5, at Middle Tennessee State, 11-16-21)
Have 5 Or More Blocks
Tai Hamilton vs. Toccoa Falls, 12-9-25 (5)
Registered A Double-Double (Guard)
Nick Johnson (10 points, 10 rebounds at Presbyterian College, 2-19-25)
Registered A Double-Double (Forward/Center)
Logan Duncomb (21 points, 10 rebounds vs. Gardner-Webb, 1-3-26)
Two Players Record Double-Double
Kelton Talford (17 points, 12 rebounds), Nick Johnson (10 points, 10 rebounds) at Presbyterian, 2-19-25
Registered A Triple-Double
Chandler Vaudrin (10 points, 12 rebounds, 10 assists vs. (8) High Point, 3-1-21)

2025-26 MISC. STATS

Most 1st Half Points

Winthrop 50 vs. Mercer
Opponents 45 vs. Coastal Carolina

Largest Half Time Lead

Winthrop 22 vs. Bob Jones
Opponents 7 at Coastal Carolina

Largest Lead In Loss

Winthrop 11 at North Dakota

Most Points 3rd OT

Winthrop n/a
Opponents n/a

Most 2nd Half Points

Winthrop 63 vs. Toccoa Falls
Opponents 52 at North Dakota

Largest Margin of Victory

Winthrop 49 vs. Toccoa Falls
Opponents n/a

Largest Lead In Win

Winthrop 70 vs. Clinton College

Fewest 1st Half Points

Winthrop 21 at #15 Texas Tech
Opponents 16 vs. Clinton College

Largest Deficit in Win

Winthrop 20 vs. Gardner-Webb

Most Points 1st OT

Winthrop 10 at LIU
Opponents 8 at LIU

Fewest 2nd Half Point

Winthrop 36 at Coastal Carolina
Opponents 25 vs. Clinton College

Largest Deficit In Loss

Winthrop 38 at #15 Texas Tech

Most Points 2nd OT

Winthrop n/a
Opponents n/a

Career numbers (below) only reflect NCAA D1 level

First Player To Score

Duncomb	6
Rozier	4
Clouet	3
Nnamoko	2
Wilson	2
Berry	1

First Off The Bench

Meo	11
Hendawy	6
Nnamoko	5
Kamarad	4
Boyogueno	1
Duncomb	1
Wilson	1

Points Leader

Sea.	Car.
Duncomb	9
Rozier	5
Berry	4
Clouet	2
Meo	1
Thomas	0

Rebound Leader

Sea.	Car.
Duncomb	11
Clouet	2
Boyogueno	1
Nnamoko	1
Berry	1
Hamilton	1
Kamarad	1
Meo	1
Thomas	0

Assist Leader

Sea.	Car.
Rozier	7
Berry	5
Wilson	5
Clouet	1
Hendawy	1
Boyogueno	0

Steals Leader

Sea.	Car.
Rozier	8
Wilson	7
Berry	4
Kamarad	4
Duncomb	3
Meo	3
Clouet	2
Boyogueno	1
Nnamoko	1
Hamilton	0

Blocks Leader

Sea.	Car.
Duncomb	9
Hamilton	6
Boyogueno	4
Kamarad	4
Hendawy	4
Clouet	3
Nnamoko	2
Berry	2
Wilson	2
Thomas	1

Dunks

Sea.	Car.
Duncomb	11
Hamilton	5
Hendawy	4
Kamarad	2
Boyogueno	2
Nnamoko	3

Double-Figures

Sea.	Car.
Duncomb	15
Berry	11
Rozier	12
Clouet	9
Kamarad	6
Hendawy	5
Hamilton	3
Meo	2
Boyogueno	1
Wilson	1
Nnamoko	1

Thomas	0	3
--------	---	---

20-29 Points

Sea.	Car.
Duncomb	6
Berry	4
Clouet	2
Rozier	2

30+ Points

Sea.	Car.
Duncomb	1
Clouet	0

40+ Points

Sea.	Car.
none	

10+ Assists

Sea.	Car.
n/a	

10+ Rebounds

Sea.	Car.
Duncomb	7
Nnamoko	1
Berry	0
Boyogueno	0
Hamilton	0

20+ Rebounds

Sea.	Car.
none	

5+ Steals

Sea.	Car.
Rozier	0

Double-Doubles

Sea.	Car.
Duncomb	6
Hamilton	1
Berry	0
Boyogueno	0
Thomas	0

20/20 Pts/Reb

Sea.	Car.
none	

Triple-Doubles

Sea.	Car.
none	

EAGLE EYE VIEW OF THE TEAM

LAST 10 WINS

81-77, vs. Charleston Southern, 1-7-26
 88-77, vs. Gardner-Webb, 1-3-26
 107-41, vs. Clinton College, 12-21-25
 101-55, vs. Bob Jones, 12-13-25
 111-62, vs. Toccoa Falls, 12-9-25
 94-92 (OT), at LIU, 12-2-25
 101-79, vs. S.C. State, 11-29-25
 80-62, at Jackson St., 11-23-25
 105-69, vs. Mercer, 11-15-25
 81-74, vs. Queens 11-3-25

LAST 10 LOSSES

82-70, at Longwood, 12-31-25
 87-57, at #15 Texas Tech, 12-28-25
 90-88, at North Dakota, 12-18-25
 88-84, vs. Coastal Carolina, 12-6-25
 80-73, at Nebraska, 11-25-25
 84-83, at #21 Arkansas, 11-18-25
 72-66, at Coastal Carolina, 11-11-25
 96-90, at George Mason, 1-7-25
 81-68, vs. (1) High Point, 3-9-25
 88-66, vs. High Point, 2-15-25

Winthrop All-Time Record By Months

November	134-99 (.576)
December	143-153 (.483)
January	258-189 (.577)
February	236-152 (.607)
March	57-36 (.613)

Record By Days Of The Week Since 2012-13

Year	Monday	Tuesday	Wednesday	Thursday	Friday	Saturday	Sunday	Overall
12-13	0-0	3-3	4-5	0-1	0-0	6-8	1-0	14-17
13-14	0-0	2-1	7-5	1-0	1-0	8-5	1-2	20-13
14-15	3-1	1-0	5-3	2-2	1-1	6-5	1-1	19-13
15-16	2-0	3-2	3-2	3-2	2-1	9-1	1-1	23-9
16-17	1-0	3-0	5-0	6-2	1-1	9-3	1-1	26-7
17-18	1-0	1-4	3-1	3-2	1-3	7-2	3-0	19-12
18-19	1-0	1-3	2-2	5-3	0-0	8-4	1-0	18-12
19-20	3-1	1-0	1-1	9-3	1-1	8-3	1-1	24-10
20-21	2-0	3-0	2-0	7-0	3-1	3-0	3-0	23-1
21-22	1-2	2-2	4-1	4-0	2-0	10-3	0-1	23-9
22-23	0-1	2-2	7-4	0-1	0-1	6-8	0-0	15-17
23-24	0-1	2-1	5-2	1-1	2-3	5-7	2-0	17-15
24-25	2-1	1-1	6-1	3-0	2-1	8-5	1-2	23-11
25-26	1-0	2-3	1-1	0-1	1-0	4-1	2-1	10-8
Totals	17-7	27-22	56-28	43-18	17-13	97-55	20-10	274-154

Double Digit Deficits In A Win (Since 2012-13) (most recent in Bold/Italic)

20	1-3-26 vs. Gardner-Webb	W	88-77
19	2-1-23 vs. Longwood	W	76-74
15	1-13-24 vs. Radford	W	92-88 (3OT)
15	12-31-22 vs. UNC Asheville	W	62-60
15	11-13-21 vs. Mercer	W	88-85 OT
15	3-8-20 vs. (5) Hampton	W	76-68
15	1-25-14 vs. VMI	W	58-57
15	1-5-19 at UNCA	W	80-65
14	2-13-19 vs. PC	W	93-85
14	12-20-16 vs. Georgia Southern	W	86-84
13	11-15-24 vs. William & Mary	W	86-85
13	1-24-15 vs. Campbell	W	71-63
12	12-5-23 vs. Queens	W	88-82
12	1-16-20 at Hampton	W	116-95
12	11-28-18 at Tennessee Tech	W	82-70
12	12-29-18 vs. Prairie View	W	76-62
12	11-21-16 at Illinois	W	84-80 OT
12	3-5-14 vs. Liberty	W	77-65
12	11-9-13 vs. Roanoke College	W	93-74
11	1-3-24 vs. Longwood	W	68-60 OT
11	1-14-23 at Campbell	W	78-74
11	2-5-22 at Hampton	W	69-57
11	1-26-22 at USC Upstate	W	95-91 OT
11	1-20-22 at Presbyterian	W	60-58
11	12-21-19 vs. Elon	W	85-80
11	1-24-18 at Longwood	W	95-78
11	1-19-17 vs. UNCA	W	76-73
11	2-26-14 vs. UNCA	W	107-100 OT
10	1-22-22 vs Gardner-Webb	W	64-62
10	2-18-21 at High Point	W	76-70
10	12-16-17 at Alabama State	W	88-80
10	1-12-18 at Charleston Southern	W	64-53
10	12-17-16 at Hampton	W	86-79
10	12-29-16 at Charleston Southern	W	84-68
10	1-24-16 at Longwood	W	82-68

Double Digit Leads In A Loss (Since 2012-13)

23	1-6-16 at UNCA	L	85-84
18	1-20-24 at Gardner-Webb	L	79-74
17	1-27-24 vs. High Point	L	83-81
18	1-26-19 at PC	L	99-91
17	1-10-15 at Gardner-Webb	L	65-64
16	2-11-15 at High Point	L	73-72
15	3-9-25 vs. (1) High Point	L	81-69
15	12-7-19 vs. Coastal Carolina	L	92-88
14	11-14-17 at Colorado State	L	80-76
14	1-28-17 vs. High Point	L	83-80 OT
12	11-11-23 vs. Drexel	L	74-72
12	1-7-23 at Longwood	L	85-71
12	12-15-21 at Elon	L	63-61
12	1-17-15 vs. Radford	L	85-77
12	2-1-14 at High Point	L	65-64
12	2-19-13 at Gardner-Webb	L	65-52
11	12-18-25 at North Dakota	L	90-88
11	2-6-13 at UNC Asheville	L	69-56
10	1-18-24 vs. UNC Asheville	L	82-77
10	2-21-19 at Radford	L	87-81
10	1-26-14 at Radford	L	58-57

MISC. STATS

Three-Point Shooting

Season	Games	FGM	FGA	3pt %	Per Game
2012-13	31	180	571	.315	5.81
2013-14	33	272	686	.397	8.24
2014-15	32	251	700	.359	7.84
2015-16	32	285	786	.371	8.91
2016-17	33	313	839	.373	9.48
2017-18	31	296	792	.374	9.55
2018-19	30	372	997	.373	12.40
2019-20	34	322	931	.346	9.47
2020-21	25	210	597	.352	8.40
2021-22	32	276	734	.371	8.63
2022-23	31	278	738	.377	8.97
2023-24	32	238	697	.341	7.44
2024-25	34	275	804	.342	8.08
2025-26	18	175	516	.339	9.72
Totals	427	3,734	10,368	.360	8.74

Per Game Big South Ranking

6th
4th
5th
2nd
1st
1st
1st
1st
2nd
1st
1st
5th
2nd
2nd
-

Per Game National Ranking

209th
24th
42nd
32nd
24th
32nd
1st
21st
67th
22nd
34th
164th
137th
58th
-

Total 3's Made Program Ranking

18th
5th
6th
3rd
1st
2nd
1st
2nd
15th
T5th
6th
10th
9th
26th
-

MOST 3PT FIELD GOALS IN A GAME

24	12/16/18	Hiwassee	Won
19	11/18/17	Central Penn	Won
17	2/9/19	Hampton	Won
17	1/4/17	at High Point	Won
17	1/27/16	Charleston Southern	Won
17	11/10/06	North Greenville	Won
17	2/26/00	UNC Asheville	Won
16	11/22/21	at Washington State	Lost
16	12/20/20	at USC Upstate	Won
16	3/5/20	vs. USC Upstate	Won
16	2/29/20	High Point	Won
16	12/2/20	Longwood	Won
16	11/24/18	Warren Wilson	Won
16	2/25/17	at PC	Won
16	2/11/16	Longwood	Won
15	12/9/25	Toccoa Falls	Won
15	11/18/25	at #21 Arkansas	Lost
15	12/17/19	SIU-Edwardsville	Won
15	1/24/19	Gardner-Webb	Won
15	12/22/18	at Southern Illinois	Won
15	11/28/18	at Tennessee Tech	Won
15	11/13/18	Pfeiffer	Won
15	11/21/17	Mars Hill	Won
15	11/14/17	at Colorado State	Lost
15	1/11/14	Charleston Southern	Won
15	2/16/07	at Missouri State	Won
15	12/4/06	at Wisconsin	Lost
15	1/15/96	Coastal Carolina	Won

Most Games With 10+ Three-Point FG Single-Season

2018-19	22
2016-17	17
2022-23	14
2021-22	14
2017-18	14
2015-16	14
2019-20	12
2025-26	11
2024-25	11
2013-14	10
2020-21	9
2006-07	8
2005-06	8
2004-05	8
2023-24	7
2014-15	7

LOOKING BACK -

This Day In Eagle Basketball



Eagles 14-5 all-time on this date, 12-4 at the D1 level and 9-2 vs. Big South opponents. In 2002 at the Winthrop Coliseum, Drew Buggs hit a jumper with four seconds left to lift the Eagles to a 74-72 win over Campbell to open Big South play.

2025-26 STARTERS BY GAME

DATE	OPPONENT	G	G	G/F	F	F/C
11/3	vs. Queens	Rozier	Wilson	Berry	Clouet	Duncomb
11/7	at George Mason	Rozier	Wilson	Berry	Clouet	Duncomb
11/11	at Coastal Carolina	Rozier	Wilson	Berry	Clouet	Duncomb
11/15	Mercer	Rozier	Wilson	Berry	Clouet	Duncomb
11/18	at #21 Arkansas	Rozier	Wilson	Berry	Clouet	Duncomb
11/23	at Jackson St.	Rozier	Wilson	Berry	Clouet	Duncomb
11/25	at Nebraska	Rozier	Wilson	Berry	Clouet	Duncomb
11/29	South Carolina St.	Rozier	Wilson	Clouet	Kamarad	Duncomb
12/2	at LIU	Rozier	Wilson	Berry	Clouet	Duncomb
12/6	Coastal Carolina	Rozier	Wilson	Berry	Clouet	Duncomb
12/9	Toccoa Falls	Rozier	Wilson	Berry	Clouet	Nnamoko
12/13	Bob Jones	Rozier	Wilson	Berry	Clouet	Duncomb
12/18	at North Dakota	Rozier	Wilson	Berry	Clouet	Nnamoko
12/21	Clinton College	Wilson	Berry	Clouet	Kamarad	Duncomb
12/28	at #15 Texas Tech	Rozier	Berry	Clouet	Kamarad	Duncomb
12/31	at Longwood	Rozier	Berry	Clouet	Kamarad	Duncomb
1/3	Gardner-Webb	Rozier	Berry	Clouet	Hendawy	Duncomb
1/7	Charleston Southern	Rozier	Wilson	Clouet	Hendawy	Duncomb

2025-26 SPECIALTY STATS

DATE/OPPONENT	IN PAINT	OFF-TO	2ND CHANCE	FAST BREAK	BENCH	TIES/LEAD	LARGEST	BIGGEST
	(WU/OPP)	(WU/OPP)	(WU/OPP)	(WU/OPP)			LEAD	DEFICIT
11/3 vs. Queens	30/38	15/10	20/15	10/4	24/23	8/8	11	5
11/7 at George Mason	24/28	16/8	0/10	16/10	30/20	12/8	6	10
11/11 at Coastal Carolina	24/22	20/14	4/12	7/5	7/12	2/2	2	14
11/15 Mercer	42/30	27/11	12/10	23/14	55/24	0/1	43	4
11/18 at #21 Arkansas	34/40	9/10	16/12	9/16	20/45	11/9	5	8
11/23 at Jackson St.	38/20	21/11	14/7	17/8	41/25	5/4	21	7
11/25 at Nebraska	22/32	7/10	12/10	0/2	32/21	6/11	4	13
11/29 South Carolina St.	52/30	20/13	26/13	18/15	25/43	1/4	33	3
12/2 at LIU	52/42	19/12	22/15	5/13	21/13	12/8	13	3
12/6 Coastal Carolina	22/26	6/11	22/11	5/5	15/18	16/15	8	5
12/9 Toccoa Falls	52/18	24/8	28/9	12/8	56/24	0/4	51	1
12/13 Bob Jones	48/24	35/16	25/13	15/8	62/21	0/0	53	none
12/18 at North Dakota	22/26	8/16	15/21	5/6	43/23	13/7	11	5
12/21 Clinton College	48/16	18/20	13/2	10/10	39/18	0/0	70	none
12/28 at #15 Texas Tech	20/24	13/19	7/10	11/11	22/6	0/0	none	38
12/31 at Longwood	30/44	10/16	13/16	2/6	17/34	2/4	1	13
1/3 Gardner-Webb	44/26	8/8	9/5	15/14	26/11	1/1	11	20
1/7 Charleston Southern	46/40	9/9	16/21	8/10	22/20	12/14	5	9
Totals	650/526	285/222	274/212	188/165	557/401	107/117	Largest - 70	Biggest - 38
Averages	36.1/29.2	15.8/12.3	15.2/11.8	10.4/9.2	30.9/22.3			

MARK PROSSER

Mark Prosser is in his fifth season at the helm of the men's basketball program.

Prosser became the 7th head coach in Winthrop men's basketball history when he was introduced Apr. 2., 2021.

On Nov. 15, Prosser earned his 100th career win as the Eagles defeated William & Mary 86-85 on a buzzer beat.

Last season he guided the Eagles to their second 23-win season during his tenure. The team also advanced to the Big South Championship game before falling to top-seeded High Point. It was the 2nd championship appearance under Prosser.

The 2024-25 team broke the program record for points per game (84.7), total points (2,879), free throws made (648) and free throws attempted (970). Winthrop also led all of NCAA D1 in free throws made and attempted per game.

In 2023-24 the Eagles battled their way through injuries that led to 11 different starting lineups, finishing the season 17-15.

The team was one of the most aggressive teams in the nation and it showed with the second-most free throw attempts in program history (856). The Eagles also converted the second-most free throws made in a single-season at 601.

Winthrop finished first in the nation in free throw attempts per game at 26.8.

For the second time in three seasons the Eagles had nine non-conference victories, which included an 85-68 victory at Little Rock and 90-87 win at Coastal Carolina.

The Eagles battled through a injury-riddled 2022-23 and finished the season 15-17 overall and 10-8 in the Big South.

In his first season with the Eagles he guided them to the Big South Conference Championship game and a 23-win season.

The 23 wins were the most by any coach in program history in their first season. It was the third time a first-year head coach won 20 or more games. He joined Gregg Marshall as the only coaches in program history to begin conference play 5-0 in their first season.

On Nov. 27, 2021 he led the Eagles to the program's first ever win over a PAC-12 opponent with an 82-74 victory at Washington.

The Eagles posted a 13-0 home record, just the third time in program history a team finished with a perfect record at home.

Prosser has spent the previous three seasons as the head coach of the Western Carolina men's basketball program and is no stranger to Winthrop. In April of 2012, Prosser was hired as an assistant coach under Pat Kelsey and then served as Associate Head Coach from August of 2013 until his departure to Western Carolina in the spring of 2018. Before departing for Western Carolina, Prosser played a role in helping bring the Winthrop men's basketball program back to the top of the Big South Conference, which was achieved when the Eagles captured the 2017 Big South Conference Championship and returned to the NCAA Tournament.

"My family and I could not be more excited to come home to Winthrop University and the Rock Hill community," said Prosser. "We'd like to thank Dr. Halpin, Dr. Hynd, the Board of Trustees and the entire Winthrop community for entrusting us with one of the most prestigious college basketball programs in the country."

In just his second season at the helm of the Catamounts program, Prosser led the team to a 12-win improvement to finish the season at 19-12. It was the second-most improved mark across NCAA Division I men's basketball. That season the team reached the Southern Conference semifinals before falling to eventual champion ETSU. That season Prosser's achievement was recognized by College Insider as he was

honored as the Skip Prosser 'Man of the Year' award, which is named after his father.

Winthrop has been one of the top three-point shooting teams in the Big South Conference and nationally over the last 5-6 years and Prosser's teams in three seasons averaged 9.15 threes per game, which included a program record for a single-season with 302 in 2019-20. In 2018-19 the team set the program record for threes in a single-season, which now sits as the second-most.

Prosser began his coaching career as an assistant coach with Wofford College in Mike Young's first season (2002-03). During that season the Terriers posted a 14-15 mark, which included a 79-77 victory at Virginia Tech. In the Southern Conference, Wofford posted an 8-8 record and advanced to the quarterfinals of the conference tournament. Following his year at Wofford, Prosser headed to Bucknell as an assistant from 2003-08 under Pat Flannery.

It was at Bucknell that Prosser experienced the most post-season success as the Bison scored two NCAA Tournament upset victories during his tenure. In 2005, the 14th-seeded Bison upset No. 3 Kansas in the first round, earning the award for "Best Upset" at the 2005 ESPY Awards, and finished the year ranked 25th overall nationally with a 23-10 record. The following season, No. 9 seed Bucknell defeated No. 8 Arkansas in March Madness.

In 2005-06, the Bison went undefeated in Patriot League play, the first team to do so in conference history. The team was ranked in the top 25 for the first time in school history and featured Patriot League Player of the Year Charles Lee. For the NCAA Tournament, the Bison were seeded 9th and defeated Arkansas in the first round. In the second round they were defeated by Memphis to end the season at 27-5, the best record in school history. While at Bucknell, Prosser signed 2008 Patriot League All-Freshman team selection Todd O'Brien and was involved in the player development of Charles Lee, who went on to sign a professional contract with the NBA's San Antonio Spurs. Lee was a three-time All-Patriot League selection and the 2006 Patriot League Player of the Year.

In the summer of 2008, Prosser returned to the sidelines at Southern Conference-member Wofford. During his first season back in Spartanburg in 2008, the Terriers set a school record with 12 SoCon wins. In addition, the team posted its first winning overall record since moving to the NCAA Division I level. The following year, Prosser helped Wofford reach a school-record 26 wins along with the Southern Conference Championship and a trip to the NCAA Tournament.

All told, with Prosser on the bench in Spartanburg, the Terriers posted a 63-36 (.636) overall record, highlighted by back-to-back SoCon regular season and tournament championships, and consecutive appearances in the NCAA Tournament. He helped Wofford to a then school-record 26 victories in 2009-10 with a second 20-win season in 2010-11 with a squad that led the SoCon in assists and was also first in assist/turnover margin. Wofford also was eighth in the nation in 3-point percentage and 12th in overall field goal percentage.

Prosser was instrumental in the development of three-time first-team All-SoCon selection Noah Dahlihan, a post player who scored more than 2,000 career points and was twice dubbed SoCon Tournament MVP.

A native of Wheeling, W.Va., Prosser played collegiately at Marist College in Poughkeepsie, N.Y., before a knee injury ended his career prematurely. He began his coaching career as a student assistant coach at Marist until his graduation in 2002, helping the Red Foxes to a share of the Metro-Atlantic Athletic Conference (MAAC) regular season title in 2001-02.

Prosser and his wife Emily are the parents of two -- a daughter, Ava Grayce and a son, Declan.



Career Record

Winthrop: 88-60

Career: 130-136

Big South: 44-24

Coaching Experience

1999-2002

Marist

Student Assistant

2002-03

Wofford College

Assistant Coach

2003-08

Bucknell

Assistant Coach

2008-11

Wofford College

Assistant Coach

2011-12

Brevard College

Head Coach

2012-2013

Winthrop

Assistant Coach

2013-18

Winthrop

Associate Head Coach

2018-21

Western Carolina

Head Coach

2021-present

Winthrop

Head Coach

Playing Experience

1998-99

Marist

MARK PROSSER ERA



Prosser Facts

- Hired as the 7th head coach in Winthrop men's basketball history on Apr. 2, 2021
- Earned his first win at Winthrop on Nov. 9, 2021 with a 110-78 victory over Mary Baldwin as all seven head coaches in program history won in their debut
- Became the 3rd Winthrop coach in program history to win 20 games in first season
- The 2021-22 and 2024-25 each earned 23 wins, tying for the 5th most in a single-season in program history
- First Winthrop coach to 14 league wins in first season and one of only two to do so in league history (Terry Truax of Towson - 14 in 1992-93)
- Prosser and Gregg Marshall are also the only coaches to start Big South career 5-0
- Joined Dan Kenney and Marshall as the only Winthrop coach to get a win in their first Big South Conference regular season contest
- Led Eagles to first ever win over PAC 12 opponent with an 82-74 win at Washington on Nov. 27, 2021
- The win at Washington was the first over a Power 4/5 team in his career
- Has been on staff for 10 conference championship title games and five NCAA Tournament appearances
- Between being the head coach and an assistant coach he's represented Winthrop in 338 games on the bench
- Moved into 4th on the all-time wins list at Winthrop, passing Randy Peele (77) during the 2025 Big South Tournament
- 2024-25 team set program record for free throws attempted, free throws made and scoring average for a single-season

WINTHROP 1ST YEAR HEAD COACHING RECORDS

Mark Prosser	23-9
Nield Gordon	22-9
Gregg Marshall	21-8 (29 game season)
Randy Peele	20-11
Pat Kelsey	14-17
Dan Kenney	14-16
Steve Vacendak	8-20 (28 game season)

PROSSER TRENDS

	<u>WIN</u>	<u>Career</u>
Lead at the half:	69-16	100-29
Trail at the half:	16-42	25-103
Tied at the half:	3-2	5-4
Double-Figure leads at the half:	32-3	44-4
Double-Figure deficit at the half:	4-16	7-48
Score 100+:	16-0	21-0
Score 90+:	28-2	43-3
Score 80+ :	59-13	83-23
Score 70+:	74-24	115-51
Score 60+:	82-49	123-112
Score less than 60:	1-12	1-34
Allow 100+:	0-1	0-4
Allow 90+:	8-7	12-23
Allow 80+:	19-30	32-71
Allow 70+:	43-52	70-113
Allow 60+:	66-57	101-131
Allow less than 60 points:	21-1	28-3
Shoot 50% or better:	53-6	76-16
Shoot 40% or better:	81-30	115-78
Shoot 70% or better at FT Line:	50-30	74-65
Shoot 80% or better at FT Line:	24-11	36-21
Higher field goal percentage:	76-12	110-26
Lower field goal percentage:	11-47	19-108
Same field goal percentage:	0-1	0-2
Outrebound opponent:	57-10	89-39
Outrebound opponent 10+:	27-3	40-8
Outrebounded by opponent:	29-49	35-90
Rebounds are even:	2-1	5-7
More free throw attempts:	73-32	96-67
Fewer free throw attempts:	11-25	28-72
Free throw attempts are even:	3-2	5-6
Make 7+ 3's:	67-32	102-81
Make 10+ 3's:	43-14	69-31
Day games:	32-23	58-55
Night games:	55-36	70-80
Morning games:	1-0	2-0
Games on Monday:	5-4	7-9
Games on Tuesday:	9-9	11-14
Games on Wednesday:	22-9	29-34
Games on Thursday:	8-3	11-9
Games on Friday:	6-6	7-13
Games on Saturday:	33-23	57-52
Games on Sunday:	5-3	7-4

Games Decided By:

1 point:	5-4
2 points:	12-9
5 points or less:	33-31
6-9 points:	30-31
Double-figures:	64-71

PROSSER ALL-TIME RECORD vs. OPPONENTS

Team	Games	Overall	Home	Road	Neutral	BSC Tourney	PF	PA
Anderson (S.C.)	2	1-1	0-1	1-0	0-0	0-0	145	140
Arkansas	1	0-1	0-0	0-1	0-0	0-0	83	84
Auburn	1	0-1	0-0	0-1	0-0	0-0	65	89
Averett	1	1-0	1-0	0-0	0-0	0-0	99	56
Barton	1	0-1	0-0	0-0	0-1	0-0	55	89
Belmont Abbey	1	0-1	0-1	0-0	0-0	0-0	80	90
Brevard	1	1-0	1-0	0-0	0-0	0-0	98	44
Bryan	1	1-0	1-0	0-0	0-0	0-0	70	64
Bob Jones	3	3-0	3-0	0-0	0-0	0-0	294	159
Bowling Green	1	0-1	0-0	0-1	0-0	0-0	52	73
Campbell	3	3-0	2-0	1-0	0-0	0-0	247	239
Carson-Newman	2	0-2	0-1	0-1	0-0	0-0	108	153
Carver College	1	1-0	0-0	0-0	1-0	0-0	83	52
Catawba College	2	0-2	0-1	0-1	0-0	0-0	106	135
Charleston Sou.	9	9-0	5-0	4-0	0-0	0-0	724	626
Chattanooga	6	3-3	1-2	2-1	0-0	0-0	466	470
Citadel	7	5-2	3-0	2-1	0-1	0-0	604	579
Clemson	1	0-1	0-0	0-1	0-0	0-0	56	78
Clinton College	1	1-0	1-0	0-0	0-0	0-0	107	41
Coastal Carolina	6	2-4	1-2	1-2	0-0	0-0	481	496
College of Charleston	2	1-1	0-1	1-0	0-0	0-0	150	147
Converse	1	1-0	1-0	0-0	0-0	0-0	78	40
Drexel	1	0-1	0-0	0-0	0-0	0-0	72	74
Duquesne	1	0-1	0-0	0-1	0-0	0-0	57	74
Eastern Michigan	1	1-0	0-0	0-0	1-0	0-0	101	87
Elon	2	1-1	1-0	0-1	0-0	0-0	139	133
ETSU	7	0-7	0-3	0-3	0-1	0-0	477	567
Florida State	3	0-2	0-0	0-3	0-0	0-0	199	228
Furman	8	1-7	1-3	0-4	0-0	0-0	576	644
Gardner-Webb	11	7-4	4-2	2-2	1-0	1-0	844	802
George Mason	1	0-1	0-0	0-1	0-0	0-0	90	96
Georgia	2	0-2	0-0	0-2	0-0	0-0	141	169
Georgia Southern	1	0-1	0-0	0-0	0-0	0-0	87	89
Hampton	1	0-0	1-0	0-0	0-0	0-0	69	57
Hartford	1	1-0	1-0	0-0	0-0	0-0	82	75
High Point	9	2-7	1-2	0-4	1-1	1-0	645	703
Hiwassee	1	1-0	1-0	0-0	0-0	0-0	94	55
Holy Cross	1	1-0	1-0	0-0	0-0	0-0	89	51
Indiana	1	0-0	0-1	0-0	0-0	0-0	68	77
IUPUI	1	1-0	1-0	0-0	0-0	0-0	74	61
Iowa	1	0-1	0-0	0-1	0-0	0-0	60	78
Jackson State	1	0-0	1-0	0-0	0-0	0-0	80	62
Jacksonville	2	2-0	1-0	1-0	0-0	0-0	173	159
Jacksonville State	1	0-1	0-0	0-0	0-1	0-0	53	84
Lees-McRae	1	1-0	1-0	0-0	0-0	0-0	71	55
Lenoir-Rhyne	2	1-1	1-0	0-1	0-0	0-0	133	130
Little Rock	2	2-0	0-0	2-0	0-0	0-0	167	135
Lincoln Memorial	2	0-2	0-1	0-1	0-0	0-0	101	153
LIU	2	2-0	1-0	1-0	0-0	0-0	181	157
Longwood	11	5-6	3-0	1-4	1-2	1-1	836	839
Louisville	1	0-1	0-0	0-1	0-0	0-0	61	76
LSU	1	0-1	0-0	0-1	0-0	0-0	81	89
Mars Hill	2	2-0	1-0	1-0	0-0	0-0	169	156
Mary Baldwin	1	1-0	1-0	0-0	0-0	0-0	110	78
Mercer	11	6-5	5-1	0-4	1-0	0-0	897	837
Middle Tennessee	2	1-1	1-0	0-1	0-0	0-0	141	144
Mississippi State	1	0-1	0-0	0-0	0-1	0-0	63	84
Montevallo	1	0-1	0-1	0-0	0-1	0-0	40	83
Mount Olive	1	0-1	0-0	0-1	0-0	0-0	78	100
Nebraska	1	0-0	0-1	0-0	0-0	0-0	73	80
Newberry	3	1-2	1-1	0-1	0-0	0-0	239	261
North Carolina A&T	3	3-0	2-0	1-0	0-0	0-0	258	216
North Carolina Central	1	1-0	0-0	0-0	0-0	0-0	77	75
North Carolina State	1	0-1	0-0	0-1	0-0	0-0	67	100
North Dakota	1	0-1	0-0	0-1	0-0	0-0	88	90
North Georgia	1	0-1	0-0	0-1	0-0	0-0	66	75
North Greenville	1	0-1	0-0	0-1	0-0	0-0	61	68
Penn St.	1	0-1	0-0	0-1	0-0	0-0	68	93
Piedmont	4	4-0	4-0	0-0	0-0	0-0	407	226
Presbyterian	8	7-1	3-1	4-0	0-0	0-0	576	539
Queens	3	3-0	1-0	1-0	1-0	0-0	255	231
Radford	8	4-4	3-1	1-2	0-1	0-1	567	579
Samford	5	3-2	2-0	1-2	0-0	0-0	422	391
SMU	1	0-1	0-0	0-1	0-0	0-0	65	98
South Carolina	1	0-1	0-0	0-1	0-0	0-0	62	72
South Carolina St.	2	2-0	2-0	0-0	0-0	0-0	182	146
Southern Miss	2	0-2	0-0	0-0	0-2	0-0	115	145
Stetson	1	1-0	0-0	1-0	0-0	0-0	70	64
Tennessee Tech	2	2-0	1-0	1-0	0-0	0-0	165	151
Texas Tech	1	0-1	0-0	0-1	0-0	0-0	57	87
Toccoa Falls	3	3-0	3-0	0-0	0-0	0-0	323	176
Troy	1	0-1	0-0	0-0	0-1	0-0	64	66
Tusculum	2	0-2	0-1	0-1	0-0	0-0	113	140
UNC Asheville	13	8-5	4-1	3-4	0-0	1-0	974	1,024
UNC Greensboro	6	1-5	0-3	1-2	0-0	0-0	393	465
UNC Wilmington	1	1-0	0-0	0-0	1-0	0-0	98	76
USC Upstate	8	6-2	3-1	3-1	0-0	0-0	726	623
Vanderbilt	1	0-1	0-0	0-1	0-0	0-0	63	77
VCU	1	0-1	0-0	0-1	0-0	0-0	68	93
VMI	7	2-5	1-2	1-2	0-1	0-0	547	575
Virginia Tech	1	0-1	0-0	0-1	0-0	0-0	52	58
Wake Forest	1	0-1	0-0	0-1	0-0	0-0	64	71
Washington	1	1-0	0-0	1-0	0-0	0-0	82	74
Washington State	1	0-1	0-0	0-1	0-0	0-0	86	92
William & Mary	1	1-0	1-0	0-0	0-0	0-0	86	85
Wingate	2	0-2	0-1	0-1	0-0	0-0	110	147
Wofford	6	2-4	1-2	1-2	0-0	0-0	405	474
Wright State	1	0-1	0-0	0-1	0-0	0-0	73	96
Xavier	2	0-2	0-0	0-2	0-0	0-0	120	149
Young Harris	2	0-2	0-1	0-1	0-0	0-0	140	171
TOTALS	266	130-136	78-38	40-83	9-12	4-3	20,110	19,157

WINTHROP'S ALL-TIME 30/40-POINT GAMES

40-POINT GAMES

Melvin Branham (Jr.)	45	Jan. 10, 1994 at Charleston Southern
David McMahan	42	Jan. 15, 1996 vs. Coastal Carolina
Keon Johnson	40	Feb. 9, 2017 at UNC Asheville
Michael Jenkins	40	Nov. 10, 2006 vs. North Greenville
Fred McKinnon	40	Nov. 29, 1985 vs. Morris College

30-POINT GAMES

Keon Johnson	39	Feb. 4, 2017 vs. Campbell
Mike Gaither	39	Nov. 18, 1982 vs. Coker College (Clover, SC)
Keon Johnson	38	Nov. 21, 2016 at Illinois
Jimmy Gavin	38	Nov. 27, 2015 at North Carolina State (Raleigh, NC)
Greg Lewis	38	Dec. 21, 1999 vs. UNC Greensboro
Keon Johnson	37	Dec. 31, 2016 vs. Radford
Robbie Waldrop	37	Feb. 12, 1998 at Charleston Southern
Xavier Cooks	36	Feb. 15, 2018 at Gardner-Webb
Keon Johnson	36	Jan. 27, 2016 vs. Charleston Southern
Fred McKinnon	36	Feb. 2, 1985 at Livingstone College
Charles Brunson	36	Nov. 25, 1980 at Voorhees
Sin'Cere McMahon	35	Feb. 8, 2023 at UNC Asheville
Nych Smith	35	Jan. 26, 2019 at Presbyterian College
Fred McKinnon	35	Jan. 16, 1986 vs. Central Wesleyan College
Charles Brunson	35	Feb. 4, 1982 vs. Erskine
Charles Brunson	35	Dec. 10, 1980 at Belmont Abbey
David McMahan	34	Dec. 30, 1995 at Georgia State
Charles Brunson	34	Nov. 22, 1980 at Morris College
Charles Brunson	34	Nov. 19, 1980 vs. Allen University
Patrick Good	33	Nov. 22, 2021 at Washington State
Andre Jones	33	Dec. 27, 2011 at Georgia
Michael Jenkins	33	Mar. 6, 2008 vs. UNC Asheville (Big South Tourney Championship game)
Greg Lewis	33	Feb. 18, 2002 vs. Coastal Carolina
George Henson	33	Feb. 10, 1990 at Campbell
Shaun Wise	33	Dec. 28, 1989 at US International
Charles Brunson	33	Jan. 11, 1981 at Webber College
Josh Ferguson	32	Dec. 7, 2019 vs. Coastal Carolina
Keon Johnson	32	Feb. 13, 2016 at Radford
Keon Johnson	32	Dec. 31, 2015 vs. Campbell
Keon Johnson	32	Nov. 24, 2015 at USC Upstate
Torrell Martin	32	Feb. 24, 2007 at Coastal Carolina
Torrell Martin	32	Feb. 20, 2006 at Liberty
Melvin Branham (Jr.)	32	Jan. 27, 1994 at Towson State
Mark Hailey (Sr.)	32	Feb. 20, 1993 vs. Radford
Eddie Gay (Sr.)	32	Dec. 13, 1992 vs. The Citadel
Charles Brunson	32	Jan. 16, 1982 at USC-Aiken
Charles Brunson	32	Jan. 15, 1981 at USC-Spartanburg
Logan Duncomb	31	Dec. 31, 2025 at Longwood
Patrick Good	31	Jan. 20, 2022 at Presbyterian College
Keon Johnson	31	Mar. 3, 2017 vs. #4 Gardner-Webb
Keon Johnson	31	Mar. 2, 2017 vs. #8 Charleston Southern
Keon Johnson	31	Jan. 28, 2017 vs. High Point
Jimmy Gavin	31	Mar. 6, 2016 vs. UNC Asheville (Buies Creek, NC-Big South Tourney Championship game)
Jimmy Gavin	31	Feb. 27, 2016 at Campbell
Torrell Martin	31	Dec. 4, 2006 at #12 Wisconsin
Ted Houpt	31	Feb. 12, 1987 at Howard University
Fred McKinnon	31	Nov. 22, 1985 vs. Wingate
Charles Brunson	31	Feb. 8, 1982 vs. Presbyterian College
Donnie Creamer	31	Dec. 9, 1978 at Erskine
K.J. Doucet	30	Mar. 1, 2025 vs. UNC Asheville
Patrick Good	30	Feb. 19, 2022 at UNC Asheville
D.J. Burns Jr.	30	Nov. 9, 2021 vs. Mary Baldwin
Xavier Cooks	30	Dec. 5, 2017 at Georgia
Keon Johnson	30	Dec. 19, 2015 at Georgia Southern
Keon Moore	30	Jan. 3, 2015 vs. High Point
Tyson Waterman	30	Feb. 12, 1999 vs. Charleston Southern
Ronnie Creamer	30	Jan. 15, 1979 at Francis Marion
LaShawn Coulter	30	Jan. 21, 1995 at UNC Asheville
Mark Hailey (Jr.)	30	Nov. 23, 1991 vs. Averett College
Greg Washington	30	Dec. 15, 1988 vs. East Carolina
Fred McKinnon	30	Feb. 10, 1985 vs. Armstrong State
Ronnie Creamer	30	Nov. 18, 1978 vs. Catawba

Indv./Team Most Points Single-Game

Top 10 Individual Scoring Performances Home/Away

Home

42	David McMahan	(vs. Coastal Carolina, 1-15-96)
40	Michael Jenkins	(vs. North Greenville, 11-10-06)
	Fred McKinnon	(vs. Morris College, 11-29-85)
	Keon Johnson	(at UNC Asheville, 2-9-17)
39	Keon Johnson	(vs. Campbell, 2-4-17)
38	Greg Lewis	(vs. UNC Greensboro, 12-21-99)
37	Keon Johnson	(vs. Radford, 12-31-16)
36	Keon Johnson	(vs. Charleston Southern, 1-27-16)
35	Fred McKinnon	(vs. Central Wesleyan College, 1-16-86)
	Charles Brunson	(vs. Erskine College, 2-4-82)

Away

45	Melvin Branham Jr.	(at Charleston Southern, 1-10-94)
40	Keon Johnson	(at UNC Asheville, 2-9-17)
38	Keon Johnson	(at Illinois, 11-21-16)
	Jimmy Gavin	(at N.C. State, 11-27-15)
37	Robbie Waldrop	(at Charleston Southern, 2-12-98)
36	Xavier Cooks	(at Gardner-Webb, 2-15-18)
	Fred McKinnon	(at Livingstone College, 2-2-85)
	Charles Brunson	(at Voorhees, 11-25-80)
35	Sin'Cere McMahon	(at UNC Asheville, 2-8-23)
	Nych Smith	(at Presbyterian College, 1-26-19)
	Charles Brunson	(at Belmont Abbey, 12-10-80)
34	Charles Brunson	(at Mooris College, 11-22-80)
33	Patrick Good	(at Washington State, 11-22-21)
	Andre Jones	(at Georgia, 12-27-11)
	Michael Jenkins	(at UNC Asheville, 3-6-08)
	George Henson	(at Campbell, 2-10-90)
	Shaun Wise	(at U.S. International, 12-28-89)
	Charles Brunson	(at Webber College, 1-11-81)

Top 5 Individual Scoring Performances vs. Big South Opponents

All Games

45	Melvin Branham Jr.	(at Charleston Southern, 1-10-94)
42	David McMahan	(vs. Coastal Carolina, 1-15-96)
40	Keon Johnson	(at UNC Asheville, 2-9-17)
39	Keon Johnson	(vs. Campbell, 2-4-17)
37	Keon Johnson	(vs. Radford, 12-31-16)

Home

42	David McMahan	(vs. Coastal Carolina, 1-15-96)
39	Keon Johnson	(vs. Campbell, 2-4-17)
37	Keon Johnson	(vs. Radford, 12-31-16)
36	Keon Johnson	(vs. Charleston Southern, 1-27-16)
32	Keon Johnson	(vs. Campbell, 12-31-15)

Away

45	Melvin Branham Jr.	(at Charleston Southern, 1-10-94)
40	Keon Johnson	(at UNC Asheville, 2-9-17)
36	Xavier Cooks	(at Gardner-Webb, 2-15-18)
35	Sin'Cere McMahon	(at UNC Asheville, 2-8-23)
	Nych Smith	(at Presbyterian College, 1-26-19)
33	George Henson	(at Campbell, 2-10-90)
32	Keon Johnson	(at Radford, 2-13-16)
	Torrell Martin	(at Coastal Carolina, 2-24-07)
	Torrell Martin	(at Liberty, 2-20-06)
	Melvin Branham Jr.	(at Towson St., 1-27-94)

Most Point In Home/Away Game (Top 10)

Home

134	Pfeiffer, 11-13-18	W, 134-99
132	Morris, 11-29-85	W, 132-73
130	Johnson & Wales, 12-12-96	W, 130-33
127	Pfeiffer, 11-25-19	W, 127-83
125	Piedmont, 11-4-24	W, 125-65
116	Warren Wilson, 11-24-18	W, 116-76
116	Rio Grande (OH), 12-28-15	W, 116-84
113	Toccoa Falls, 12-29-23	W, 113-62
111	Toccoa Falls, 12-9-25	W, 111-62
110	Mary Baldwin	W, 110-78
109	Hiwassee, 12-16-18	W, 109-66
109	Catawba, 11-18-78	W, 109-92
108	VMI, 1-6-07	W, 108-76
108	U.S. International, 1-12-91	W, 108-81

Away

116	at Hampton, 1-16-20	W, 116-95
109	at VMI, 1-31-07	Won, 109-76
107	at USC Upstate, 12-13-20	Won, 107-77
105	at USC Upstate, 2-8-25	Won, 105-95
102	at Pembroke St., 1-10-86	Won, 102-99
101	at UNC Asheville, 2-9-17	Lost, 104-101
101	at Charleston Sou., 1-10-94	Won, 101-96
101	at Central Connecticut, 12-4-92	Won, 101-93
101	at Benedict College, 2-20-86	Won, 101-76
97	at USC Aiken, 1-14-82	Won, 97-90
97	at Wofford, 1-31-80	Won, 97-78

Most Points Home/Away vs. Big South Opponents (Top 10)

Home

108	vs. VMI, 1-6-07	Won, 108-76
107	vs. UNCA, 2-26-14	Won, 107-100 (OT)
106	vs. VMI, 2-4-09	Lost, 110-106 (OT)
104	vs. UNCA	Won, 104-71
102	vs. Charleston Sou., 1-15-25	Won, 102-97 (3OT)
101	vs. Hampton, 2-9-19	Won, 101-91
100	vs. Coastal Carolina, 2-18-02	Won, 100-74
99	vs. Gardner-Webb, 1-11-20	Won, 99-95 (3OT)
98	vs. Armstrong St., 2-17-86	Won, 98-81
98	vs. VMI, 2-8-06	Won, 98-65
97	vs. Gardner-Webb	Won, 97-88
97	vs. Towson St., 2-23-95	Won, 97-93
96	vs. Gardner-Webb, 2-1-25	Won, 96-93
96	vs. VMI, 1-7-10	Won, 96-63

Away

116	at Hampton, 1-16-20	W, 116-95
109	at VMI, 1-31-07	Won, 109-76
107	at USC Upstate, 12-13-20	W, 107-77
101	at UNC Asheville, 2-9-17	Lost, 104-101
101	at Charleston Sou., 1-10-94	Won, 101-96
96	at High Point, 2-28-24	Lost, 100-96 OT
95	at USC Upstate, 1-26-22	Won, 95-91 OT
95	at Longwood, 1-24-18	Won, 95-78
94	at Coastal Carolina, 1-7-94	Lost, 103-94
93	at Presbyterian Col., 2-25-17	Won, 93-56
93	at UMBC, 1-25-93	Lost, 99-93
91	at Presbyterian College, 1-26-19	Lost, 99-91
90	at Gardner-Webb, 2-15-18	Won, 90-71
90	at Towson St., 2-23-95	Lost, 92-90
90	at UNC Asheville, 2-5-90	Won, 90-89
90	at Radford, 1-14-05	Won, 90-75

WINTHROP TEAM/INDIVIDUAL RECORDS

MISC. RECORDS

Most Games Played	39 (1980-81/31-8)
Most Wins	31 (1980-81)
Most Wins (D1 member)	29 (2006-07)
Fewest Wins	4 (1993-94)
Most Losses	23 (1993-94)
Fewest Losses	5 (2006-07)
Best Winning Percentage	.818 (29-5/2006-07)
Worst Winning Percentage	.148 (4-23/1993-94)
Most Home Wins	16 (2004-05/2024-25)
Most Home Wins In Winthrop Coliseum	16 (2004-05/2024-25)
Most Home Losses	11 (1991-92)
Most Home Losses In Winthrop Coliseum	11 (1991-92)
Most Road Wins	12 (1978-89/2006-07/2016-17)
Most Road Losses	13 (1993-94)
Longest Winning Streak	21 (2019-20 to 2020-21)
Longest Winning Streak (single-season)	19 (2006-07)
Longest Losing Streak	13 (1986-87)
Most Big South Wins	15 ('04-05/'16-17/'19-20)
Most Big South Losses	15 (1993-94)
Longest Winning Streak (Big South)	16 (2006-07/single-season)
Longest Winning Streak (Big South)	22 (2004-05 to 2005-06)
Longest Losing Streak (Big South)	10 (1993-94/single-season)
Longest Losing Streak (Big South)	14 (1993-94 to 1994-95)

SINGLE-GAME RECORDS (Team)

Most Points Scored	134, vs. Pfeiffer (11-13-18)
Largest Margin of Victory	97 vs. Johnson & Wales (12-7-96)
Largest Margin of Victory (D1 opponent)	44 vs. VMI (84-41/1-23-08)
Largest Margin of Defeat	57 vs. Seton Hall (106-49/12-29-90)
Largest Margin of Defeat (D1 member)	57 vs. Seton Hall (106-49/12-29-90)
Fewest Points Allowed	22 vs. Lander (11-16-81)
Most Points First Half	73 vs. Pfeiffer (11-13-18)
Most Point Second Half	71 vs. Morris (11-29-85)
Fewest Points Scored	23 vs. Col. of Charleston (2-26-93)
Fewest Points First Half	6 vs. Col. of Charleston (2-26-93)
Fewest Points Second Half	11 vs. Washington St. (3-20-08)
Fewest Points Against In A Half	8 vs. Col. of Charleston (2-26-93)
Most Field Goals Made	57 vs. Morris (11-29-85)
Most Field Goals Attempted	101 vs. Piedmont (11-24-78)
Best Field Goal Accuracy	.706 vs. USC-Aiken (36-51/1-17-82)
Most 3pt Field Goals Made	24 vs. Hiwassee (12-16-18)
Most 3pt Field Goals Attempted	55 vs. Hiwassee (12-16-18)
Best 3pt Field Goal Accuracy	.714 vs. Barton (10-14/12-2-04)
	D1 Opponent
	.643 vs. High Point (9-14/12-5-09)
Most Free Throws Made (regulation)	39 vs. St. Francis (11-27-89)
Most Free Throws Made	40 vs. Charleston Sou. (1/15/25-30T)
Most Free Throws Attempted	50 vs. Campbell (12-30-20)
	50 at High Point (2-28-24)
Best Free Throw Accuracy	1.000 vs. Liberty (21-21/3-5-14)
	1.000 vs. Lander (13-13/2-20-85)
Most Rebounds	70 vs. Presbyterian College (2-11-80)
Most Offensive Rebounds*	28 at Coastal Carolina (12-2-23)
	28 vs. Piedmont (11-4-24)
Most Assists	37 vs. Newberry (2-17-90)
Most Steals	21 vs. Wofford College (1-31-80)
	vs. Morris (11-29-85)
Most Blocked Shots	16 vs. Voorhees (2-16-81)
Most Personal Fouls	37 vs. Georgia State (12-30-95)

SEASON RECORDS

Most Points	2,879 (2024-25)
Best Scoring Average	84.7 (2024-25/34 games)
Most Field Goals Made	1,161 (1978-79)
Most Field Attempted	2,415 (1978-79)
Best Field Goal Accuracy	.530 (1985-86)
Most 3pt Field Goals	372 (2018-19/30 games))
Best 3pt Field Goals Per Game Avg.	12.40 (2018-19/30 games)
Most 3pt Field Goals Attempted	997 (2018-19)
Best 3pt Field Goal Accuracy	.431 (1987-88)
Most Free Throws Made	648 (2024-25)
Most Free Throws Attempted	970 (2024-25)
Best Free Throw Accuracy	.749 (2015-16)
Most Rebounds	1,613 (1978-79)
Most Assists	818 (1978-79)
Most Steals	479 (1979-80)
Most Blocked Shots	174 (2016-17)
Most Personal Fouls	751 (1978-79)

* Indicates On Record

SINGLE-GAME RECORDS (Individual)

Most Points Scored	45-Melvin Branham vs. Charleston Sou. (1-10-94)
Most Field Goals Made	20-Fred McKinnon vs. Morris (11-25-85)
Most Field Goals Attempted	31-Fred McKinnon vs. Morris (11-25-85)
Best Field Goal Accuracy	1.000-Brian Pope (10-10) vs. Morris (1-6-84)
	Eddie Gay (10-10) vs. Coppin St. (11-23-91)
	Allen Washington (10-10) vs. Pfeiffer (2-5-86)
Most 3pt Field Goals Made	12-David McMahan vs. Coastal Carolina (1-15-96)
	Michael Jenkins vs. North Greenville (11-10-06)
Most 3pt Field Goals Attempted	21-LaShawn Coulter
Most Free Throws Made	18-Mark Hailey vs. Averett (11-26-91)
	James Shuler vs. High Point (2-23-06)
Most Free Throws Attempted	20-Mark Hailey vs. Averett (11-26-91)
Best Free Throw Accuracy	1.000-James Shuler (18-18) vs. High Point (2-23-06)
Most Rebounds	23-Allen Washington vs. Piedmont (11-30-85)
Most Assists	17-Rick Riese vs. Limestone (2-12-81)
Most Blocked Shots	7-Rick Riese vs. Limestone (2-12-81)
	Billy Houston vs. UNC Asheville (1-11-06)
Most Steals	13-Rick Riese vs. Limestone (2-12-81)

SINGLE-SEASON RECORDS (Individual)

Most Points Scored	875-Charles Brunson (1980-81)
Best Scoring Average	22.4-Charles Brunson (1980-81)
Most Field Goals Made	354-Charles Brunson (1980-81)
Most Field Goals Attempted	584-Ronnie Creamer (1978-79)
Best Field Goal Accuracy	.657-Charles Brunson (113-172/1979-80)
Most 3pt Field Goals Made	102-Keon Johnson (2016-17)
Most 3pt Field Goal Attempts	255-Keon Johnson (2016-17)
Best 3pt Field Goal Accuracy	.460-Charles Falden (40-87/2018-19)
Most Free Throws Made	171-Keon Johnson (2016-17)
Most Free Throws Attempted	235-Charles Brunson (1980-81)
Best Free Throw Accuracy	.867-Mike Gaither (98-113/1981-82)
Most Rebounds	453-Charles Brunson (1980-81)
Most Assists	317-Rick Riese (1980-81)
Most Blocked Shots	72-Duby Okeke (2015-16)
Most Steals	208-Rick Riese (1979-80)
Most Minutes Played	1,374-Charles Brunson (1980-81)
Most Personal Fouls	139-Ronnie Creamer (1978-79)
Most Times Disqualified	14-Donnie Creamer (1978-79)
	Melvin Branham (1993-94)

WINTHROP ALL-TIME D1 TRIPLE-DOUBLES (on record)

Chandler Vaudrin	Mar. 1, 2021 vs. (8) High Point (10 points, 12 rebounds, 10 assists)
Chandler Vaudrin	Dec. 30, 2020 vs. Campbell (10 points, 13 rebounds, 10 assists)
Chandler Vaudrin	Dec. 13, 2020 at USC Upstate (13 points, 11 rebounds, 14 assists)
Chandler Vaudrin	Jan. 2, 2020 vs. Longwood (10 points, 12 rebounds, 11 assists)
Xavier Cooks	Dec. 2, 2017 vs. Reinhardt (11 points, 15 rebounds, 11 assists)

20-WIN SEASONS

SEASON (NCAA D1)	SEASON ENDED WITH...	FINAL RECORD
29--2006-07	(NCAA Tourney - W, 74-64, (6) Notre Dame)	29-5
	(NCAA 2nd Rnd - L, 75-61, (3) Oregon)	
27--2004-05	(NCAA Tourney - L, 74-64, (3) Gonzaga)	27-6
26--2016-17	(NCAA Tourney - L, 76-64, (3) Butler)	26-7
24--2019-20	(Big South Champions - NCAA Tourney canceled (COVID19))	24-10
23--2024-25	(Big South Tournament Final, L, 81-69)	23-11
23--2020-21	(NCAA Tourney - L, 73-63, (5) Villanova)	23-2
23--2021-22	(Big South Tournament Final - L, 79-58)	23-9
23--2015-16	(Big South Tournament Final - L, 77-68)	23-9
23--2005-06	(NCAA Tourney - L, 63-61, (2) Tennessee)	23-8
22--2007-08	(NCAA Tourney - L, 71-40, (4) Washington State)	22-12
21--1999-00	(NCAA Tourney - L, 74-50, (3) Oklahoma)	21-9
21--1998-99	(NCAA Tourney - L, 80-41, (1) Auburn)	21-8
20--2013-14	(Big South Tournament Final - L, 76-61)	20-13
20--2002-03	(Big South Tournament Semi-Finals - L, 81-80 OT, UNCA)	20-10
20--1985-86	(Big South Tournament Semi-Finals - L, 87-79)	20-9

WINTHROP ALL-TIME SERIES VS. USC UPSTATE

DATE	Home/Away/Neutral	Won/Lost	Series Record	BSC Record
Jan. 18, 1979	Home	Won, 69-66	1-0	
Feb. 15, 1979	Away	Won, 90-87	2-0	
Nov. 29, 1979	Home	Lost, 100-90	2-1	
Jan. 17, 1980	Away	Won, 84-76	3-1	
Dec. 8, 1980	Home	Won, 88-77	4-1	
Jan. 15, 1981	Away	Lost, 60-57	4-2	
Dec. 8, 1981	Home	Lost, 74-59	4-3	
Jan. 6, 1982	Away	Lost, 60-50	4-4	
Jan. 5, 1983	Away	Lost, 78-62	4-5	
Feb. 21, 1983	Home	Lost, 57-48	4-6	
Mar. 4, 1983	Away	Won, 67-66	5-6	
Jan. 25, 1984	Away	Lost, 63-57	5-7	
Feb. 20, 1984	Home	Lost, 72-63	5-8	
Nov. 21, 2009	Home	Won, 49-46	6-8	
Nov. 13, 2013	Home	Won, 82-74	7-8	
Dec. 16, 2013	Away	Won, 62-53	8-8	
Nov. 21, 2015	Away	Won, 79-78	9-8	
Jan. 19, 2019	Away	Won, 82-72	10-8	1-0
Jan. 23, 2020	Home	Won, 79-53	11-8	2-0
Feb. 27, 2020	Away	Won, 90-82	12-8	3-0
Mar. 5, 2020	Neutral (BSCT - Quarters)	Won, 106-70	13-8	
Dec. 12, 2020	Away	Won, 95-77	14-8	4-0
Dec. 13, 2020	Away	Won, 107-77	15-8	5-0
Jan. 26, 2022	Away	Won, 95-91 (OT)	16-8	6-0
Feb. 24, 2022	Home	Won, 89-59	17-8	7-0
Dec. 29, 2022	Away	Lost, 70-62	17-9	7-1
Feb. 11, 2023	Home	Lost, 79-70	17-10	7-2
Jan. 6, 2024	Away	Won, 82-80 (OT)	18-10	8-2
Feb. 24, 2024	Home	Won, 83-74	19-10	9-2
Jan. 2, 2025	Home	Won, 95-76	20-10	10-2
Feb. 8, 2025	Away	Won, 105-95	21-10	11-2

Home Record: 9-5

Away Record: 11-5

Neutral Record: 1-0

Overtime: 2-0

Big South Tourney: 1-0

Notes: First meetings where both programs were D1 members (Nov. 21, 2009)

RECORD WHEN WINTHROP SCORES...

100-plus: 3-0

90-99: 5-1

80-89: 7-0

70-79: 2-1

60-69: 3-3

50-59: 0-4

40-49: 1-1

vs. Upstate by Month...

November: 3-1

December: 4-2

January: 7-4

February: 5-3

March: 2-0

Games Decided By...

1-point: 2-0

2-points: 1-0

1-5: 7-1

6-10: 7-7

11-19: 2-2

20-plus: 5-0

Last Meeting (2/8/25) | G.B. Hodge Center (Spartanburg, S.C.)



Official Basketball Box Score - Final
Charleston So. at Winthrop
01/15/25 Winthrop Coliseum, Rock Hill
2024-25 Men's Basketball

Game Time: 6:30 PM
Game Duration: 3:21
Attendance: 1,667

Officials: Jeff Pon, Kellen Miliner, Ben Stirt

Charleston So. - 97

Record: 5-14 (1-3)

NO.	Name		Min	FG	3P	FT	Rebounds			Fouls		TP	AS	TO	ST	Blocks		+/-
							OR	DR	TOT	PF	FD					BS	BA	
2	Taje' Kelly	F	37:30	5-15	0-1	12-16	5	11	16	5	12	22	2	7	1	0	1	-6
34	Lase Olalere	F	20:38	0-1	0-0	1-2	1	3	4	5	1	1	0	1	0	1	0	-1
1	Lamar Oden Jr.	G	51:50	1-5	0-4	6-7	4	9	13	3	4	8	0	1	0	0	0	-2
7	Daylen Berry	G	53:18	8-17	2-8	5-6	2	5	7	4	4	23	1	2	3	0	1	-5
22	RJ Johnson	G	47:37	9-21	3-6	9-14	0	3	3	4	7	30	4	3	0	0	3	3
23	Reis Jones		28:53	0-2	0-0	5-6	1	8	9	5	6	5	0	1	0	2	0	2
6	Anthony Gause		29:45	3-12	0-7	2-2	0	0	0	2	2	8	1	0	1	0	0	-10
30	Thompson Camara		05:29	0-0	0-0	0-0	0	0	0	2	0	0	1	0	0	0	0	-6
Team							4	4	8			0		0				
Totals				26-73	5-26	40-53	17	43	60	30	36	97	9	15	5	3	5	-5

Technical Fouls::NONE

Shooting By Period			
1 st FG%	8-26	30.8%	
3PT%	2-12	16.7%	
FT%	16-20	80%	
2 nd FG%	10-27	37.0%	
3PT%	2-6	33.3%	
FT%	15-19	78.9%	
OT FG%	8-20	40.0%	
3PT%	1-8	12.5%	
FT%	9-14	64.3%	
GM FG%	26-73	35.6%	
3PT%	5-26	19.2%	
FT%	40-53	75.5%	

Dead Ball Rebounds: 6, 0

Winthrop - 102

Record: 13-7 (3-2)

NO.	Name		Min	FG	3P	FT	Rebounds			Fouls		TP	AS	TO	ST	Blocks		+/-
							OR	DR	TOT	PF	FD					BS	BA	
4	Kelton Talford	F	08:12	2-2	0-0	0-1	1	1	2	2	2	4	1	0	0	0	0	-7
2	Ryan Jolly	G	07:01	0-0	0-0	0-0	0	0	0	0	0	0	0	1	0	0	0	-6
3	Paul Jones III	G	28:53	5-13	3-9	0-0	0	3	3	5	0	13	0	0	2	0	0	-16
10	Nick Johnson	G	47:02	8-20	1-4	11-16	1	3	4	4	9	28	4	3	1	1	1	14
11	Kasen Harrison	G	47:58	8-18	0-1	2-6	0	1	1	4	5	18	5	1	0	0	0	2
12	K.J. Doucet		25:22	6-9	1-2	2-5	0	3	3	5	6	15	0	2	2	0	0	9
55	Bryce Baker		33:44	3-6	2-4	1-2	1	4	5	3	3	9	1	1	3	0	0	12
1	Isaiah Wilson		21:07	2-3	0-1	1-2	1	4	5	4	1	5	3	2	0	0	0	5
21	Tai Hamilton		18:23	1-3	0-0	0-0	1	5	6	5	1	2	0	1	0	1	1	14
5	Yoro Diallo		11:49	1-3	0-0	2-2	1	2	3	0	1	4	0	1	0	1	1	-5
51	Logan Duncomb		25:29	1-2	0-0	2-3	2	5	7	4	2	4	0	0	0	2	0	3
Team							3	6	9			0		1				
Totals				37-79	7-21	21-37	11	37	48	36	30	102	14	13	8	5	3	5

Technical Fouls::NONE

Shooting By Period			
1 st FG%	15-31	48.4%	
3PT%	2-7	28.6%	
FT%	6-13	46.2%	
2 nd FG%	13-31	41.9%	
3PT%	2-10	20.0%	
FT%	5-10	50%	
OT FG%	9-17	52.9%	
3PT%	3-4	75.0%	
FT%	10-14	71.4%	
GM FG%	37-79	46.8%	
3PT%	7-21	33.3%	
FT%	21-37	56.8%	

Dead Ball Rebounds: 4, 0

	CSU	WIN
Biggest lead	5 (1 st 4:20)	5 (2 nd 19:41)
Best Scoring Run	7 (1 st 4:20)	7 (2 nd 19:41)
Lead Changes	19	
Times Tied	22	
Time with Lead	23:29	16:44

Points from	CSU	WIN
Turnovers	12	18
Paint	42	54
Second Chance	24	7
Fast Breaks	7	19
Bench	13	39

Period by Period Scoring						
	1st	2nd	OT1	OT2	OT3	TOT
CSU	34	37	10	9	7	97
WIN	38	33	10	9	12	102

2025-26 COMBINED STATS



2025-26 Winthrop Men's Basketball Combined Team Statistics All games

Page 1/1
as of Jan 08, 2026

Game Records

Record	Overall	Home	Away	Neutral
ALL GAMES	10-8	7-1	2-7	1-0
CONFERENCE	2-1	2-0	0-1	0-0
NON-CONFERENCE	8-7	5-1	2-6	1-0

Score by Periods

Team	1st	2nd	OT	TOT
Winthrop	727	823	10	1560
Opponents	675	684	8	1367

Team Box Score

No.	Player				Total		3-Point		F-Throw		Rebounds													
		GP-GS	MIN	AVG	FG-FGA	FG%	3FG-3FGA	3FG%	FT-FTA	FT%	OFF	DEF	TOT	AVG	PF	DQ	A	TO	BLK	STL	PTS	AVG		
51	DUNCOMB, Logan	17-16	389:11	22.9	107-167	.641	0-2	.000	80-120	.667	60	77	137	8.1	54	6	14	26	13	11	294	17.3		
2	ROZIER, Kareem	17-17	495:02	29.1	71-199	.357	46-127	.362	25-33	.758	4	36	40	2.4	28	0	60	17	0	23	213	12.5		
7	BERRY, Daylen	17-16	428:24	25.2	64-153	.418	29-81	.358	43-52	.827	10	49	59	3.5	29	0	42	27	2	10	200	11.8		
11	CLOUET, Kody	18-18	451:00	25.1	61-142	.430	40-105	.381	44-55	.800	25	49	74	4.1	34	0	26	11	5	11	206	11.4		
15	KAMARAD, Tommy	17-4	283:37	16.7	46-87	.529	19-38	.500	31-33	.939	31	31	62	3.6	29	1	16	16	6	18	142	8.4		
25	HENDAWY, Seifeldin	18-2	315:42	17.5	33-94	.351	8-38	.211	37-49	.755	18	52	70	3.9	26	0	25	17	5	6	111	6.2		
3	MEO, Josh	18-0	324:59	18.1	36-94	.383	11-44	.250	24-32	.750	8	39	47	2.6	20	0	21	11	1	9	107	5.9		
5	THOMAS, Braylhan	7-0	51:40	7.4	11-27	.407	2-9	.222	5-6	.833	2	8	10	1.4	4	0	4	2	2	1	29	4.1		
23	NNAMOKO, Edward	18-2	182:10	10.1	29-48	.604	0-0	.000	15-26	.577	28	30	58	3.2	29	0	2	14	5	4	73	4.1		
4	BOYOGUENO, Pharell	18-0	230:11	12.8	22-57	.386	15-45	.333	7-12	.583	17	31	48	2.7	17	0	6	8	6	8	66	3.7		
1	WILSON, Isaiah	18-15	314:30	17.5	21-61	.344	4-23	.174	17-22	.773	2	21	23	1.3	33	0	45	23	2	21	63	3.5		
21	HAMILTON, Tai	15-0	126:30	8.4	17-24	.708	0-0	.000	11-18	.611	17	31	48	3.2	25	0	5	13	12	5	45	3.0		
8	CHRISTY, Cam	5-0	17:57	3.6	3-5	.600	0-1	.000	0-2	.000	1	2	3	0.6	3	0	1	1	0	1	6	1.2		
22	HARRISON, Henry	5-0	14:07	2.8	2-5	.400	1-3	.333	0-0	.000	0	0	0	0.0	2	0	1	3	0	0	5	1.0		
Team											42	30	72					2						
Total		18	3625		523-1163	.450	175-516	.339	339-460	.737	265	486	751	41.7	333	7	268	191	59	128	1560	86.7		
Opponents		18	3625		470-1085	.433	163-480	.340	264-365	.723	181	445	626	34.8	382	17	217	228	61	104	1367	75.9		

Team Statistics

	WIN	OPP
Scoring	1560	1367
Points per game	86.7	75.9
Scoring margin	+10.7	-
Field goals-att	523-1163	470-1085
Field goal pct	.450	.433
3 point fg-att	175-516	163-480
3-point FG pct	.339	.340
3-pt FG made per game	9.7	9.1
Free throws-att	339-460	264-365
Free throw pct	.737	.723
F-Throws made per game	18.8	14.7
Rebounds	751	626
Rebounds per game	41.7	34.8
Rebounding margin	+6.9	-
Assists	268	217
Assists per game	14.9	12.1
Turnovers	191	228
Turnovers per game	10.6	12.7
Turnover margin	+2.1	-
Assist/turnover ratio	1.4	1.0
Steals	128	104
Steals per game	7.1	5.8
Blocks	59	61
Blocks per game	3.3	3.4
Winning streak	2	-
Home win streak	5	-
Attendance	10723	54717
Home games-Avg/Game	8-1340	9-6080
Neutral site-Avg/Game	-	1-1300

Team Results

Date	Opponent	Score	Att.
11/03/2025	vs Queens (NC)	W	81-74
11/07/2025	at George Mason	L	90-96
11/11/2025	at Coastal Carolina	L	66-72
11/15/2025	Mercer	W	105-69
11/18/2025	at Arkansas	L	83-84
11/23/2025	at Jackson St.	W	80-62
11/25/2025	at Nebraska	L	73-80
11/29/2025	South Carolina St.	W	101-79
12/02/2025	at LIU	Wot	94-92
12/06/2025	Coastal Carolina	L	84-88
12/09/2025	Toccoa Falls	W	111-62
12/13/2025	Bob Jones	W	101-55
12/18/2025	at North Dakota	L	88-90
12/21/2025	Clinton	W	107-41
12/28/2025	at Texas Tech	L	57-87
12/31/2025	at Longwood	L	70-82
01/03/2026	Gardner-Webb	W	88-77
01/07/2026	Charleston So.	W	81-77

2025-26 TEAM GAME-BY-GAME



2025-26 Winthrop Men's Basketball Team Game-by-Game All games

Page 1/1
as of Jan 08, 2026

				Total		3-Pointers		Free throws		Rebounds											
Opponent	Date	Score		FG-FGA	PCT	3FG-3FGA	PCT	FT-FTA	PCT	OFF	DEF	TOT	AVG	PF	A	TO	BLK	STL	PTS	AVG	
vs Queens (NC)	11/03/2025	81-74	W	24-62	.387	8-25	.320	25-31	.806	16	23	39	39.0	18	12	10	4	11	81	81.0	
at George Mason	11/07/2025	90-96	L	26-67	.388	13-39	.333	25-29	.862	11	20	31	35.0	30	12	6	2	8	90	85.5	
at Coastal Carolina	11/11/2025	66-72	L	23-59	.390	7-22	.318	13-23	.565	6	22	28	32.7	14	7	8	2	5	66	79.0	
Mercer	11/15/2025	105-69	W	34-66	.515	11-25	.440	26-37	.703	13	30	43	35.3	24	13	11	2	9	105	85.5	
at Arkansas	11/18/2025	83-84	L	32-67	.478	15-32	.469	4-6	.667	8	22	30	34.2	20	18	10	2	3	83	85.0	
at Jackson St.	11/23/2025	80-62	W	30-62	.484	11-30	.367	9-10	.900	11	25	36	34.5	10	20	8	2	7	80	84.2	
at Nebraska	11/25/2025	73-80	L	26-69	.377	13-42	.310	8-13	.615	17	31	48	36.4	15	15	11	5	3	73	82.6	
South Carolina St.	11/29/2025	101-79	W	38-68	.559	12-32	.375	13-15	.867	15	25	40	36.9	19	23	14	4	11	101	84.9	
at LIU	12/02/2025	94-92	Wot	32-69	.464	6-22	.273	24-29	.828	16	21	37	36.9	22	17	10	6	7	94	85.9	
Coastal Carolina	12/06/2025	84-88	L	25-65	.385	10-31	.323	24-34	.706	21	26	47	37.9	22	10	9	3	4	84	85.7	
Toccoa Falls	12/09/2025	111-62	W	41-75	.547	15-37	.405	14-18	.778	19	37	56	39.5	13	20	12	7	12	111	88.0	
Bob Jones	12/13/2025	101-55	W	34-65	.523	10-33	.303	23-28	.821	18	33	51	40.5	14	20	15	7	14	101	89.1	
at North Dakota	12/18/2025	88-90	L	24-46	.522	11-22	.500	29-43	.674	8	25	33	39.9	26	18	11	2	2	88	89.0	
Clinton	12/21/2025	107-41	W	38-66	.576	14-28	.500	17-26	.654	17	46	63	41.6	12	26	15	2	8	107	90.3	
at Texas Tech	12/28/2025	57-87	L	19-60	.317	4-25	.160	15-23	.652	16	18	34	41.1	22	8	15	0	11	57	88.1	
at Longwood	12/31/2025	70-82	L	20-62	.323	5-24	.208	25-32	.781	17	18	35	40.7	17	12	8	2	6	70	86.9	
Gardner-Webb	01/03/2026	88-77	W	28-62	.452	6-25	.240	26-32	.813	18	31	49	41.2	15	11	8	3	4	88	87.0	
Charleston So.	01/07/2026	81-77	W	29-73	.397	4-22	.182	19-31	.613	18	33	51	41.7	20	6	10	4	3	81	86.7	
Total		1560		523-1163	.450	175-516	.339	339-460	.737	265	486	751	41.7	333	268	191	59	128	1560	86.7	
Opponents		1367		470-1085	.433	163-480	.340	264-365	.723	181	445	626	34.8	382	217	228	61	104	1367	75.9	

Winthrop Averages

Games Played	Points/game	FG Pct	3FG Pct	FT Pct	Rebounds/game	Assists/game	Turnovers/game	Assist/Turnover ratio	Steals/game	Blocks/game
18	86.7	45.0	33.9	73.7	41.7	14.9	10.6	1.4	7.1	3.3

2025-26 BIG SOUTH ONLY STATS



2025-26 Winthrop Men's Basketball Combined Team Statistics Specific games

Page 1/1
as of Jan 08, 2026

Game Records

Record	Overall	Home	Away	Neutral
ALL GAMES	2-1	2-0	0-1	0-0
CONFERENCE	2-1	2-0	0-1	0-0
NON-CONFERENCE	0-0	0-0	0-0	0-0

Score by Periods

Team	1st	2nd	OT	TOT
Winthrop	103	136	0	239
Opponents	124	112	0	236

Team Box Score

No.	Player				Total		3-Point		F-Throw		Rebounds											
		GP-GS	MIN	AVG	FG-FGA	FG%	3FG-3FGA	3FG%	FT-FTA	FT%	OFF	DEF	TOT	AVG	PF	DQ	A	TO	BLK	STL	PTS	AVG
51	DUNCOMB, Logan	3-3	81:23	27.1	29-39	.744	0-1	.000	20-30	.667	13	17	30	10.0	8	0	3	5	1	1	78	26.0
11	CLOUET, Kody	3-3	89:18	29.8	7-24	.292	4-16	.250	15-15	1.000	4	16	20	6.7	10	0	4	2	1	1	33	11.0
2	ROZIER, Kareem	3-3	99:21	33.1	11-41	.268	4-20	.200	5-9	.556	2	10	12	4.0	4	0	4	4	0	3	31	10.3
7	BERRY, Daylen	2-2	47:46	23.9	4-18	.222	0-7	.000	6-7	.857	2	4	6	3.0	2	0	5	2	2	2	14	7.0
1	WILSON, Isaiah	3-1	63:52	21.3	6-15	.400	1-5	.200	6-7	.857	1	5	6	2.0	5	0	7	3	0	3	19	6.3
15	KAMARAD, Tommy	2-1	47:11	23.6	3-12	.250	1-4	.250	5-6	.833	5	4	9	4.5	5	0	0	1	2	1	12	6.0
3	MEO, Josh	3-0	51:25	17.1	6-14	.429	3-7	.429	3-4	.750	2	5	7	2.3	3	0	3	2	0	2	18	6.0
25	HENDAWY, Seifeldin	3-2	52:30	17.5	4-17	.235	0-3	.000	6-8	.750	6	9	15	5.0	5	0	3	2	1	0	14	4.7
23	NNAMOKO, Edward	3-0	23:41	7.9	3-5	.600	0-0	.000	2-5	.400	4	3	7	2.3	2	0	0	2	0	0	8	2.7
4	BOYOGUENO, Pharell	3-0	32:08	10.7	3-9	.333	2-8	.250	0-0	.000	2	4	6	2.0	3	0	0	0	1	0	8	2.7
21	HAMILTON, Tai	2-0	11:25	5.7	1-3	.333	0-0	.000	2-4	.500	4	0	4	2.0	5	0	0	2	1	0	4	2.0
Team											8	5	13					1				
Total		3	600		77-197	.391	15-71	.211	70-95	.737	53	82	135	45.0	52	0	29	26	9	13	239	79.7
Opponents		3	600		85-184	.462	27-80	.338	39-63	.619	33	79	112	37.3	81	5	33	29	14	14	236	78.7

Team Statistics

	WIN	OPP
Scoring	239	236
Points per game	79.7	78.7
Scoring margin	+1.0	-
Field goals-att	77-197	85-184
Field goal pct	.391	.462
3 point fg-att	15-71	27-80
3-point FG pct	.211	.338
3-pt FG made per game	5.0	9.0
Free throws-att	70-95	39-63
Free throw pct	.737	.619
F-Throws made per game	23.3	13.0
Rebounds	135	112
Rebounds per game	45.0	37.3
Rebounding margin	+7.7	-
Assists	29	33
Assists per game	9.7	11.0
Turnovers	26	29
Turnovers per game	8.7	9.7
Turnover margin	+1.0	-
Assist/turnover ratio	1.1	1.1
Steals	13	14
Steals per game	4.3	4.7
Blocks	9	14
Blocks per game	3.0	4.7
Winning streak	2	-
Home win streak	2	-
Attendance	2291	1913
Home games-Avg/Game	2-1146	1-1913
Neutral site-Avg/Game	-	0-0

Team Results

Date	Opponent		Score	Att.
12/31/2025	at Longwood	L	70-82	1913
01/03/2026	Gardner-Webb	W	88-77	1234
01/07/2026	Charleston So.	W	81-77	1057

WINTHROP BASKETBALL

↳ TRADITION RICH PROGRAM ↵

~NCAA D1 Member since 1985~

- 13 Big South Conference Championships (most in conference history)
- 11 NCAA Tournament Appearances and 12 total berths to the NCAA Tournament (won 2020 championship but no tournament due to COVID-19)
- Most 20-win seasons in Big South history (15)
- Eight seasons with 23 or more wins and a Big South record 29 wins in 2006-07
- Following the 29-win season the Eagles finished in the Top 25 Poll, ranked 22nd in both the AP and USA Today/ESPN Coaches
- Most wins all-time by Big South member (690) and most league wins all-time (363)
- Only Big South member to earn an 11 or 12 seed in NCAA Tournament and 1-of-2 in the league to earn a 13 and 14 seed
- First Big South member to win an NCAA Tournament game (defeated 6th seeded Notre Dame 74-64 in 2007)
- Big South record 57 conference tournament wins
- Big South record 19 conference championship game appearances
- 24 winning seasons out of 37 NCAA D1 seasons
- Notable Non-Conference Wins (ACC-Clemson (2), Georgia Tech, Miami, Wake Forest/Big East- Providence, Marquette, Notre Dame/Big 10-Illinois/Big 12-Missouri/PAC 12-Washington/SEC-Georgia, Mississippi State, Auburn/Mid-Majors-ODU, Missouri State, Saint Mary's (Ca.), MTSU, at Little Rock/Independent-Miami)
- Three AP All-America selections (Greg Lewis, Keon Johnson, Xavier Cooks)
- 53 All-League selections, 40 All-Tournament Team selections
- Eagles have two of the Top 5 winningest coaches in the history of the league as Gregg Marshall has 194 (2nd) and Pat Kelsey currently has 186 (4th)
- Both are also in the Top 4 for conference wins all-time as Kelsey has 110 (2nd) and Marshall is 4th with 104



WINTHROP
B A S K E T B A L L



#0

Kaleb Evans

Guard / 6-4 / 190 / Fr.
Lexington, S.C.
(Moravian Prep/YNG Dreamerz)

EXTRA DRIBBLE

- Did not play in the opener
- Played travel ball with YNG Dreamerz

CAREER HIGHS

Points	n/a
Minutes	n/a
FGM	n/a
FGA	n/a
3PTFGM	n/a
3PTFGA	n/a
FTM	n/a
FTA	n/a
Rebounds	n/a
Assists	n/a
Blocks	n/a
Steals	n/a
Turnovers	n/a

BIG SOUTH

Points	n/a
Minutes	n/a
FGM	n/a
FGA	n/a
3PTFGM	n/a
3PTFGAs	n/a
FTM	n/a
FTA	n/a
Rebounds	n/a
Assists	n/a
Blocks	n/a
Steals	n/a
Turnovers	n/a



#1

Isaiah Wilson

Guard / 6-1 / 170 / Sr.
Pittsburgh, Pa.
(Richmond)

CAREER HIGHS

Points

12

Gardner-Webb (1/3/26)

Minutes

37

at Mercer (11/19/22)

FGM

4

two times

FGA

7

two times

3PTFGM

2

four times

3PTFGA

3

four times

FTM

7

at Mercer (11/19/22)

FTA

8

at Mercer (11/19/22)

Rebounds

6

at Drake (11/20/21)

Assists

6

three times

Blocks

2

vs. Eastern Michigan (11/23/22)

Steals

4

two times

Turnovers

4

two times

BIG SOUTH

Points

12

Gardner-Webb (1/3/26)

Minutes

27

Gardner-Webb (1/3/26)

FGM

4

Gardner-Webb (1/3/26)

FGA

6

two times

3PTFGM

1

five times

3PTFGAs

2

Gardner-Webb (1/3/26)

FTM

4

two times

FTA

5

Gardner-Webb (1/3/26)

Rebounds

5

Charleston Sou. (1/15/25)

Assists

6

at Longwood (2/27/25)

Blocks

Steals

2

two times

Turnovers

2

three times

EXTRA DRIBBLE

- Came off the bench to help the Eagles mount a comeback win after trailing by 20 as he had a career-high 12 points, 3 rebounds and five assists
- Averaging 6.3 ppg, 2.0 rpg, 2.3 apg and 1.5 spg in three conference games
- Has 12 multi-assist games on the season with 10 of three or more (season-high is 6)
- Snagged a career-high four steals vs. Toccoa Falls and followed that with four more vs. Bob Jones
- Led the team with five assists in the loss at George Mason, his 9th game as an Eagle with 4+ in a game
- Came off the bench in all 16 conference games averaging 2.4 ppg, 1.0 rpg and 1.8 apg last season
- In 2024-25 he had 14 games with multiple assists and 10 games with three or more
- Missed most of 2023-24 with an injury after missing most of 2022-23
- Played five games in 2024-25 before the injury and played in seven games in 2022-23
- Transferred from Richmond after two seasons
- As a sophomore he appeared in 33 games for the Spiders with 15 starts for a team that won the Atlantic-10 Championship and advanced in the NCAA Tournament
- Played last two years of high school for First Love Christian Academy, leading the team to a 2020 National Christian School Athletic Association national championship semifinals
- No. 5 recruit in Pennsylvania's Class of 2020 by 247Sports.com / No. 35 point guard recruit in Class of 2020 by 247Sports.com
- Began high school career at North Catholic, helping them to Western Pennsylvania Interscholastic Athletic League titles in 2016 and 2017

#1 WILSON, Isaiah

Opponent	Date	GS	MIN	Total		3-Pointers		Free throws		Rebounds				PF	A	TO	BLK	STL	PTS	AVG	
				FG-FGA	PCT	3FG-3FGA	PCT	FT-FTA	PCT	OFF	DEF	TOT	AVG								
vs Queens (NC)	11/03/2025	*	20:53	1-2	.500	0-0	.000	3-4	.750	0	3	3	3.0	2	3	3	0	3	5	5.0	
at George Mason	11/07/2025	*	18:36	0-4	.000	0-1	.000	2-2	1.000	1	1	2	2.5	2	5	0	0	1	2	3.5	
at Coastal Carolina	11/11/2025	*	24:08	1-5	.200	0-2	.000	0-0	.000	0	1	1	2.0	3	0	0	0	1	2	3.0	
Mercer	11/15/2025	*	14:11	2-4	.500	1-3	.333	0-0	.000	0	0	0	1.5	2	1	1	0	1	5	3.5	
at Arkansas	11/18/2025	*	12:19	0-2	.000	0-1	.000	0-0	.000	0	0	0	1.2	1	2	2	0	0	0	2.8	
at Jackson St.	11/23/2025	*	19:29	1-3	.333	0-2	.000	0-0	.000	0	1	1	1.2	1	1	0	0	0	2	2.7	
at Nebraska	11/25/2025	*	13:33	1-2	.500	0-1	.000	0-0	.000	0	0	0	1.0	0	1	2	1	1	2	2.6	
South Carolina St.	11/29/2025	*	10:28	0-1	.000	0-1	.000	2-2	1.000	0	1	1	1.0	3	3	2	1	0	2	2.5	
at LIU	12/02/2025	*	13:29	0-2	.000	0-0	.000	2-3	.667	0	2	2	1.1	1	3	2	0	0	2	2.4	
Coastal Carolina	12/06/2025	*	19:13	2-3	.667	0-0	.000	1-1	1.000	0	1	1	1.1	4	3	0	0	1	5	2.7	
Toccoa Falls	12/09/2025	*	18:14	3-5	.600	0-2	.000	1-1	1.000	0	1	1	1.1	2	3	2	0	4	7	3.1	
Bob Jones	12/13/2025	*	18:44	0-3	.000	0-1	.000	0-0	.000	0	1	1	1.1	2	3	2	0	4	0	2.8	
at North Dakota	12/18/2025	*	16:50	0-1	.000	0-0	.000	0-2	.000	0	1	1	1.1	3	6	1	0	0	0	2.6	
Clinton	12/21/2025	*	18:12	3-6	.500	1-2	.500	0-0	.000	0	2	2	1.1	0	3	2	0	1	7	2.9	
at Texas Tech	12/28/2025		12:20	1-3	.333	1-2	.500	0-0	.000	0	1	1	1.1	2	1	1	0	1	3	2.9	
at Longwood	12/31/2025		08:53	0-3	.000	0-1	.000	2-2	1.000	0	0	0	1.1	1	0	0	0	1	2	2.9	
Gardner-Webb	01/03/2026		26:55	4-6	.667	0-2	.000	4-5	.800	1	2	3	1.2	2	5	2	0	1	12	3.4	
Charleston So.	01/07/2026	*	28:04	2-6	.333	1-2	.500	0-0	.000	0	3	3	1.3	2	2	1	0	1	5	3.5	
Totals			15	314:30	21-61	.344	4-23	.174	17-22	.773	2	21	23	1.3	33	45	23	2	21	63	3.5

Player Averages

Games Played	Minutes/game	Points/game	FG Pct	3FG Pct	FT Pct	Rebounds/game	Assists/game	Turnovers/game	Assist/Turnover ratio	Steals/game	Blocks/game
18	17.5	3.5	34.4	17.4	77.3	1.3	2.5	1.3	2.0	1.2	0.1

				Field Goals		3-Point		F-Throws		Rebounds									Scoring	
SEASON	TEAM	GP-GS	MIN/AVG	FG-FGA	FG%	3FG-3FGA	3FG%	FT-FTA	FT%	OFF	DEF	TOT	AVG	PF-FO	A	TO	BLK	STL	PTS	AVG
2020-21	UR	20-2	156/7.8	10-25	.400	5-11	.455	10-19	.526	6	13	19	1.0	24-0	8	11	0	8	35	1.8
2021-22	UR	33-15	486/14.7	25-78	.321	9-37	.243	18-29	.621	7	30	37	1.1	63-2	22	29	1	19	77	2.3
2022-23	Win	7-6	158/22.6	9-24	.375	5-10	.500	16-24	.667	0	12	12	1.7	23-2	15	20	2	7	39	5.6
2024-25	Win	33-0	390/11.8	18-48	.375	8-23	.348	22-31	.710	3	25	28	0.8	52-0	66	32	1	19	66	2.0
2025-26	Win	18-15	315/17.5	21-61	.344	4-23	.174	17-22	.773	2	21	23	1.3	33-0	45	23	2	21	63	3.5
TOTAL FOR Win		58-21	863/14.9	48-133	.361	17-56	.304	55-77	.714	5	58	63	1.1	108-2	126	75	5	47	168	2.9
TOTAL		111-38	1505/13.6	83-236	.352	31-104	.298	83-125	.664	18	101	119	1.1	195-4	156	115	6	74	280	2.5



#2

Kareem Rozier

Guard / 5-9 / 160 / Sr.
Detroit, Mich.
(Duquesne)

- EXTRA DRIBBLE
- Did not play vs. Clinton College and since his return he's 15-for-50 shooting (5-of-26 from three) while averaging 10.3 ppg
 - Has a steal in seven straight games and ranks 9th in the league with 1.35 per game
 - Averaging 12.3 ppg, 1.4 rpg, 3.2 apg while shootig 46 percent in nine road games this season
 - Did not have an assist at Texas Tech, which is first game all season without at least one
 - Ranked 21st nationally in assist/turnover ratio (3.53)
 - Already broke single-season best in made threes (46)
 - Dished out five assists at North Dakota, his fifth game of the year with five or more
 - Tied career-high seven assists vs. Toccoa Falls, second time he's matched that number this year
 - Posted a career-high 23 points in the loss at Arkansas as he knocked down a career-best seven threes
 - 15th in scoring in the Big South (13.6), 3rd with 4.3 apg and 10th with 1.4 spg
 - Transferred from Duquesne after three seasons with the Dukes
 - Averaged 6.7 ppg and 3.3 while finishing 10th in the nation with a 3.09 assist/turnover ratio
 - Was one of five Dukes last season to appear in all 32 games
 - Four-year starter at Orchard Lake St. Mary's where he led the team to a 20-5 record as a senior and averaged 16.9 points, 8.2 assists and 6.5 rebounds
 - 2022 Associated Press All-State First Team selection

CAREER HIGHS

Points

23

at #21 Arkansas (11/18/25)

Minutes

38

Princeton (11/15/23)

FGM

8

at #21 Arkansas (11/18/25)

FGA

18

Coastal Carolina (12/6/25)

3PTFGM

7

at #21 Arkansas (11/18/25)

3PTFGA

12

at LIU (12/2/25)

FTM

8

George Mason (3/1/25)

FTA

10

George Mason (3/1/25)

Rebounds

8

Coastal Carolina (12/6/25)

Assists

7

four times

Blocks

1

five times

Steals

5

at Richmond (2/5/25)

Turnovers

4

Fordham (2/19/25)

BIG SOUTH

Points

12

Charleston Southern (1/7/26)

Minutes

35

Gardner-Webb (1/3/26)

FGM

4

two times

FGA

16

Gardner-Webb (1/3/26)

3PTFGM

2

at Longwood (12/31/25)

3PTFGAs

8

Gardner-Webb (1/3/26)

FTM

3

Charleston Southern (1/7/26)

FTA

7

Charleston Southern (1/7/26)

Rebounds

6

Gardner-Webb (1/3/26)

Assists

3

at Longwood (12/31/25)

Blocks

n/a

Steals

1

three times

Turnovers

2

at Longwood (12/31/25)

#2 ROZIER, Kareem

Opponent	Date	GS	MIN	Total		3-Pointers		Free throws		Rebounds				PF	A	TO	BLK	STL	PTS	AVG	
				FG-FGA	PCT	3FG-3FGA	PCT	FT-FTA	PCT	OFF	DEF	TOT	AVG								
vs Queens (NC)	11/03/2025	*	31:14	2-12	.167	0-5	.000	4-4	1.000	0	2	2	2.0	1	7	0	0	3	8	8.0	
at George Mason	11/07/2025	*	32:07	4-13	.308	3-10	.300	1-2	.500	0	1	1	1.5	2	3	2	0	3	12	10.0	
at Coastal Carolina	11/11/2025	*	30:40	5-11	.455	3-7	.429	0-0	.000	0	1	1	1.3	1	4	1	0	3	13	11.0	
Mercer	11/15/2025	*	24:11	7-13	.538	4-7	.571	2-3	.667	0	2	2	1.5	1	4	0	0	2	20	13.3	
at Arkansas	11/18/2025	*	30:56	8-11	.727	7-10	.700	0-0	.000	0	2	2	1.6	3	5	1	0	0	23	15.2	
at Jackson St.	11/23/2025	*	24:57	3-8	.375	3-7	.429	0-0	.000	0	2	2	1.7	1	4	0	0	1	9	14.2	
at Nebraska	11/25/2025	*	29:48	4-14	.286	4-10	.400	2-2	1.000	0	2	2	1.7	1	1	1	0	0	14	14.1	
South Carolina St.	11/29/2025	*	25:52	5-9	.556	3-6	.500	2-2	1.000	0	3	3	1.9	1	6	0	0	3	15	14.3	
at LIU	12/02/2025	*	35:02	4-17	.235	3-12	.250	2-2	1.000	0	1	1	1.8	3	4	2	0	0	13	14.1	
Coastal Carolina	12/06/2025	*	34:00	6-18	.333	4-10	.400	3-4	.750	2	6	8	2.4	1	2	1	0	0	19	14.6	
Toccoa Falls	12/09/2025	*	20:21	4-6	.667	4-6	.667	0-0	.000	0	0	0	2.2	1	7	0	0	1	12	14.4	
Bob Jones	12/13/2025	*	19:11	1-6	.167	1-6	.167	2-2	1.000	0	1	1	2.1	2	4	3	0	1	5	13.6	
at North Dakota	12/18/2025	*	29:42	3-11	.273	2-5	.400	0-0	.000	0	3	3	2.2	2	5	1	0	1	8	13.2	
at Texas Tech	12/28/2025	*	27:40	4-9	.444	1-6	.167	2-3	.667	0	0	0	2.0	4	0	1	0	2	11	13.0	
at Longwood	12/31/2025	*	31:07	3-11	.273	2-6	.333	0-0	.000	0	1	1	1.9	3	3	2	0	1	8	12.7	
Gardner-Webb	01/03/2026	*	34:40	4-16	.250	1-8	.125	2-2	1.000	0	6	6	2.2	0	1	1	0	1	11	12.6	
Charleston So.	01/07/2026	*	33:35	4-14	.286	1-6	.167	3-7	.429	2	3	5	2.4	1	0	1	0	1	12	12.5	
Totals			17	495:02	71-199	.357	46-127	.362	25-33	.758	4	36	40	2.4	28	60	17	0	23	213	12.5

Player Averages

Games Played	Minutes/game	Points/game	FG Pct	3FG Pct	FT Pct	Rebounds/game	Assists/game	Turnovers/game	Assist/Turnover ratio	Steals/game	Blocks/game
17	29.1	12.5	35.7	36.2	75.8	2.4	3.5	1.0	3.5	1.4	0.0

				Field Goals		3-Point		F-Throws		Rebounds										Scoring	
SEASON	TEAM	GP-GS	MIN/AVG	FG-FGA	FG%	3FG-3FGA	3FG%	FT-FTA	FT%	OFF	DEF	TOT	AVG	PF-FO	A	TO	BLK	STL		PTS	AVG
2022-23	DU	32-0	503/15.7	41-108	.380	18-46	.391	25-31	.806	12	27	39	1.2	49-1	68	25	2	22		125	3.9
2023-24	DU	37-21	902/24.4	68-175	.389	37-97	.381	21-26	.808	9	56	65	1.8	62-1	87	37	2	30		194	5.2
2024-25	DU	32-10	850/26.6	68-203	.335	35-111	.315	44-62	.710	7	54	61	1.9	66-0	105	34	1	34		215	6.7
2025-26	Win	17-17	495/29.1	71-199	.357	46-127	.362	25-33	.758	4	36	40	2.4	28-0	60	17	0	23		213	12.5
TOTAL FOR Win		17-17	495/29.1	71-199	.357	46-127	.362	25-33	.758	4	36	40	2.4	28-0	60	17	0	23		213	12.5
TOTAL		118-48	2750/23.3	248-685	.362	136-381	.357	115-152	.757	32	173	205	1.7	205-2	320	113	5	109		747	6.3



#3

Josh Meo

Guard / 6-4 / 195 / Sr.
Orlando, Fla.
(Coastal Carolina)

CAREER HIGHS

Points

20

James Madison (2/15/25)

Minutes

39

James Madison (2/15/25)

FGM

7

James Madison (2/15/25)

FGA

16

at Old Dominion (1/25/25)

3PTFGM

4

Georgia State (2/26/25)

3PTFGA

7

two times

FTM

8

Mercer (11/15/25)

FTA

9

Mercer (11/15/25)

Rebounds

8

two times

Assists

7

two times

Blocks

n/a

Steals

2

four times

Turnovers

3

two times

BIG SOUTH

Points

6

three times

Minutes

19

Gardner-Webb (1/3/26)

FGM

3

Charleston Southern (1/7/26)

FGA

8

Charleston Southern (1/7/26)

3PTFGM

2

at Longwood (12/31/25)

3PTFGAs

3

at Longwood (12/31/25)

FTM

3

Gardner-Webb (1/3/26)

FTA

4

Gardner-Webb (1/3/26)

Rebounds

7

Gardner-Webb (1/3/26)

Assists

1

three times

Blocks

n/a

Steals

1

two times

Turnovers

1

two times

EXTRA DRIBBLE

Six points off the bench in each of the first three conference games and also averaged 2.3 rpg

10 minutes or more off the bench in 17-of-18 games

Posted season-highs in assists (5) and rebounds (7) vs. Clinton College

In nine road games he's averaging 5.6 ppg, 2.2 rpg

Has two double-figure scoring games off the bench with a season-high 18 points against Mercer as he was 8-for-9 at the foul line (both career-highs) and 17 points at George Mason

Transfer from Coastal Carolina where he played in 32 games with 31 starts in 2024-25

Last season he led Coastal in total assists, was second in steals and fourth in scoring at 8.5 per game

Dropped in a career-best 20 points against James Madison on Feb. 15, 2025

Posted 15 games in double-figures at Coastal

Had previous stops at St. Petersburg College (2022-23) and Mineral Area College (2023-24)

#3 MEO, Josh

Opponent	Date	GS	MIN	Total		3-Pointers		Free throws		Rebounds				PF	A	TO	BLK	STL	PTS	AVG
				FG-FGA	PCT	3FG-3FGA	PCT	FT-FTA	PCT	OFF	DEF	TOT	AVG							
vs Queens (NC)	11/03/2025		10:22	0-3	.000	0-1	.000	0-0	.000	0	0	0	0.0	0	0	0	0	1	0	0.0
at George Mason	11/07/2025		21:27	6-10	.600	2-5	.400	3-3	1.000	2	2	4	2.0	2	1	1	0	0	17	8.5
at Coastal Carolina	11/11/2025		25:56	3-6	.500	1-3	.333	0-0	.000	0	1	1	1.7	2	0	1	0	0	7	8.0
Mercer	11/15/2025		17:55	5-6	.833	0-0	.000	8-9	.889	0	3	3	2.0	4	1	1	0	2	18	10.5
at Arkansas	11/18/2025		16:56	1-5	.200	0-2	.000	2-2	1.000	0	1	1	1.8	0	0	1	0	0	4	9.2
at Jackson St.	11/23/2025		15:45	2-5	.400	1-2	.500	0-0	.000	0	5	5	2.3	0	3	1	0	0	5	8.5
at Nebraska	11/25/2025		13:42	0-4	.000	0-2	.000	0-0	.000	0	3	3	2.4	0	1	0	0	0	0	7.3
South Carolina St.	11/29/2025		21:35	3-4	.750	0-1	.000	0-1	.000	0	2	2	2.4	1	3	1	0	1	6	7.1
at LIU	12/02/2025		21:01	1-7	.143	0-0	.000	0-0	.000	2	3	5	2.7	3	0	0	0	1	2	6.6
Coastal Carolina	12/06/2025		14:20	1-7	.143	0-4	.000	3-4	.750	0	1	1	2.5	0	0	0	0	1	5	6.4
Toccoa Falls	12/09/2025		20:05	3-7	.429	1-4	.250	0-0	.000	0	4	4	2.6	3	2	2	0	0	7	6.5
Bob Jones	12/13/2025		19:44	2-5	.400	2-5	.400	1-2	.500	0	3	3	2.7	1	2	0	1	0	7	6.5
at North Dakota	12/18/2025		22:54	2-5	.400	1-4	.250	3-5	.600	0	1	1	2.5	1	0	0	0	0	8	6.6
Clinton	12/21/2025		23:08	1-2	.500	0-1	.000	0-0	.000	2	5	7	2.9	0	5	0	0	1	2	6.3
at Texas Tech	12/28/2025		08:42	0-4	.000	0-3	.000	1-2	.500	0	0	0	2.7	0	0	1	0	0	1	5.9
at Longwood	12/31/2025		16:02	2-4	.500	2-3	.667	0-0	.000	0	0	0	2.5	1	1	0	0	0	6	5.9
Gardner-Webb	01/03/2026		19:27	1-2	.500	1-2	.500	3-4	.750	2	5	7	2.8	1	1	1	0	1	6	5.9
Charleston So.	01/07/2026		15:56	3-8	.375	0-2	.000	0-0	.000	0	0	0	2.6	1	1	1	0	1	6	5.9
Totals		0	324:59	36-94	.383	11-44	.250	24-32	.750	8	39	47	2.6	20	21	11	1	9	107	5.9

Player Averages

Games Played	Minutes/ game	Points/ game	FG Pct	3FG Pct	FT Pct	Rebounds/ game	Assists/ game	Turnovers/ game	Assist/Turnover ratio	Steals/ game	Blocks/ game
18	18.1	5.9	38.3	25.0	75.0	2.6	1.2	0.6	1.9	0.5	0.1

				Field Goals		3-Point		F-Throws		Rebounds				Scoring						
SEASON	TEAM	GP-GS	MIN/AVG	FG-FGA	FG%	3FG-3FGA	3FG%	FT-FTA	FT%	OFF	DEF	TOT	AVG	PF-FO	A	TO	BLK	STL	PTS	AVG
2024-25	CCU	32-31	1016/31.7	94-251	.375	36-112	.321	49-67	.731	13	79	92	2.9	68-1	69	33	0	18	273	8.5
2025-26	Win	18-0	325/18.1	36-94	.383	11-44	.250	24-32	.750	8	39	47	2.6	20-0	21	11	1	9	107	5.9
TOTAL FOR Win		18-0	325/18.1	36-94	.383	11-44	.250	24-32	.750	8	39	47	2.6	20-0	21	11	1	9	107	5.9
TOTAL		50-31	1341/26.8	130-345	.377	47-156	.301	73-99	.737	21	118	139	2.8	88-1	90	44	1	27	380	7.6



#4

Pharrell Boyogueno

Guard / 6-6 / 215 / Sr.
Greenville, S.C.
(Gardner-Webb)

- EXTRA DRIBBLE
- Off the bench in all 18 games and has at least one three in 12 games and 3 or more rebounds in nine games
 - Last season at Gardner-Webb he averaged 8.8 ppg, 4.9 rpg in Big South play
 - Had one of his more productive games on the season with eight points, six rebounds and an assist
 - Made some key contributions offensively and defensively down the stretch of regulation and in overtime at LIU
 - One of three Eagles in double-figures at Nebraska as he connected on a season-high three triples and finished with 11 points (Played a season-high 14 minutes)
 - Played 13 minutes off the bench vs. Mercer and led the team in rebounding with seven
 - Transfer from Big South foe Gardner-Webb
 - Was fourth on the team in scoring at 7.9 ppg, which increased to 8.8 ppg in conference play
 - Was third on the team in total blocks and second in steals
 - Scored a career-high 18 points against USC Upstate on Jan. 18, 2025
 - Posted his first career double-double with 12 points and 11 rebounds against USC Upstate on Feb. 15, 2025
 - Before Gardner-Webb he attended and played for Caldwell Tech in Hudson, N.C.
 - As a sophomore he was second on the team in scoring at 14.2 ppg

CAREER HIGHS		
Points	18	USC Upstate (1/18/25)
Minutes	34	at Longwood (2/19/25)
FGM	6	three times
FGA	13	Southeastern La. (11/26/24)
3PTFGM	5	USC Upstate (1/18/25)
3PTFGA	9	USC Upstate (1/18/25)
FTM	6	Longwood (1/29/25)
FTA	6	Longwood (1/29/25)
Rebounds	11	at USC Upstate (2/15/25)
Assists	4	Queens (12/14/24)
Blocks	4	UNC Asheville (1/22/25)
Steals	4	Southeastern La. (11/26/24)
Turnovers	6	at Winthrop (2/1/25)
BIG SOUTH		
Points	18	USC Upstate (1/18/25)
Minutes	34	at Longwood (2/19/25)
FGM	6	two times
FGA	12	two times
3PTFGM	5	USC Upstate (1/18/25)
3PTFGA	9	USC Upstate (1/18/25)
FTM	6	Longwood (1/29/25)
FTA	6	Longwood (1/29/25)
Rebounds	11	at USC Upstate (2/15/25)
Assists	3	at Longwood (2/19/25)
Blocks	4	UNC Asheville (1/22/25)
Steals	2	four times
Turnovers	6	at Winthrop (2/1/25)

#4 BOYOGUENO, Pharell																			
Opponent	Date	GS	MIN	FG-FGA	PCT	3FG-3FGA	PCT	FT-FTA	PCT	OFF	DEF	TOT	AVG	PF	A	TO	BLK	STL	PTS
vs Queens (NC)	11/03/2025		11:23	1-2	.500	1-1	1.000	0-0	.000	1	0	1	1.0	0	0	0	0	0	3
at George Mason	11/07/2025		11:00	1-3	.333	1-3	.333	0-0	.000	0	2	2	1.5	2	0	0	0	0	3
at Coastal Carolina	11/11/2025		06:35	0-1	.000	0-1	.000	0-0	.000	0	0	0	1.0	0	0	1	0	0	0
Mercer	11/15/2025		13:22	2-4	.500	1-3	.333	0-2	.000	3	4	7	2.5	1	0	1	0	0	5
at Arkansas	11/18/2025		12:18	2-4	.500	1-3	.333	0-0	.000	0	3	3	2.6	0	1	1	1	2	5
at Jackson St.	11/23/2025		13:16	1-2	.500	1-2	.500	0-0	.000	1	2	3	2.7	1	0	0	0	0	3
at Nebraska	11/25/2025		14:24	3-5	.600	3-4	.750	2-2	1.000	2	4	6	3.1	1	1	0	1	0	11
South Carolina St.	11/29/2025		09:51	0-1	.000	0-1	.000	0-0	.000	0	1	1	2.9	1	1	1	1	0	0
at LIU	12/02/2025		23:18	3-7	.429	0-3	.000	2-2	1.000	1	2	3	2.9	1	0	0	2	1	8
Coastal Carolina	12/06/2025		07:14	0-0	.000	0-0	.000	2-4	.500	0	0	0	2.6	0	1	0	0	0	2
Toccoa Falls	12/09/2025		14:56	3-5	.600	2-4	.500	0-0	.000	1	5	6	2.9	1	1	2	0	0	8
Bob Jones	12/13/2025		13:33	1-4	.250	1-4	.250	0-0	.000	2	0	2	2.8	2	0	0	0	3	4
at North Dakota	12/18/2025		12:13	1-3	.333	1-2	.500	0-0	.000	2	1	3	2.8	1	0	1	0	0	3
Clinton	12/21/2025		18:53	0-5	.000	0-5	.000	1-2	.500	0	2	2	2.8	1	1	0	0	1	3
at Texas Tech	12/28/2025		15:48	1-2	.500	1-1	1.000	0-0	.000	2	1	3	2.8	2	0	1	0	1	3
at Longwood	12/31/2025		12:14	1-3	.333	1-3	.333	0-0	.000	1	1	2	2.8	1	0	0	0	0	3
Gardner-Webb	01/03/2026		11:57	1-4	.250	1-4	.250	0-0	.000	0	1	1	2.6	1	0	0	0	0	3
Charleston So.	01/07/2026		07:57	1-2	.500	0-1	.000	0-0	.000	1	2	3	2.7	1	0	0	1	0	2
Totals			0	230:11	22-57	.386	15-45	.333	7-12	.583	17	31	48	2.7	17	6	8	6	66

Player Averages											
Games Played	Minutes/game	Points/game	FG Pct	3FG Pct	FT Pct	Rebounds/game	Assists/game	Turnovers/game	Assist/Turnover ratio	Steals/game	Blocks/game
18	12.8	3.7	38.6	33.3	58.3	2.7	0.3	0.4	0.8	0.4	0.3

				Field Goals		3-Point		F-Throws		Rebounds									Scoring	
SEASON	TEAM	GP-GS	MIN/AVG	FG-FGA	FG%	3FG-3FGA	3FG%	FT-FTA	FT%	OFF	DEF	TOT	AVG	PF-FO	A	TO	BLK	STL	PTS	AVG
2024-25	GW	28-26	696/24.8	74-171	.433	36-108	.333	38-48	.792	39	81	120	4.3	56-0	21	39	22	19	222	7.9
2025-26	Win	18-0	230/12.8	22-57	.386	15-45	.333	7-12	.583	17	31	48	2.7	17-0	6	8	6	8	66	3.7
TOTAL FOR Win		18-0	230/12.8	22-57	.386	15-45	.333	7-12	.583	17	31	48	2.7	17-0	6	8	6	8	66	3.7
TOTAL		46-26	926/20.1	96-228	.421	51-153	.333	45-60	.750	56	112	168	3.7	73-0	27	47	28	27	288	6.3



#5

Brayhlan Thomas

Guard / 6-6 / 205 / So.
Atlanta, Ga.
(Georgia Southern)

- EXTRA DRIBBLE
- Matched a season-high seven points vs. Toccoa Falls and hauled in a season-best three rebounds (9 minutes)
 - Played a season-high 10 minutes vs. S.C. State and had a season-high seven points
 - Came off the bench for eight minutes vs. Mercer, finishing with five points, two rebounds and a block
 - Saw first action of the season in with four minutes off the bench at Coastal Carolina
 - Transfer from Georgia Southern where he started eight of the 25 games he appeared as a freshman
 - Scored in double-figures three times and had at least one steal in 10 games
 - Recorded a double-double on Feb. 8, 2025 at Western Michigan with 11 points, 13 rebounds
 - As a senior in high school he was named the South Carolina 2A Player of the Year after averaging 16.2 points, 5.8 rebounds, 2.3 assists and 1.6 steals for Gray Academy
 - Led Gray Academy to a third consecutive 2A state championship, named to all-state an Carolinas Classic All-Star teams

CAREER HIGHS

Points	11	two times
Minutes	28	at Coastal Carolina (1/16/25)
FGM	4	three times
FGA	9	ULM (1/2/25)
3PTFGM	3	South Alabama (1/4/25)
3PTFGA	6	South Alabama (1/4/25)
FTM	3	Mercer (11/15/25)
FTA	4	Mercer (11/15/25)
Rebounds	13	at Western Michigan (2/8/25)
Assists	3	at Troy (1/30/25)
Blocks	1	fivetimes
Steals	2	Southern Miss. (3/5/25)
Turnovers	2	at Appalachian State (2/20/25)

BIG SOUTH

Points	n/a
Minutes	n/a
FGM	n/a
FGA	n/a
3PTFGM	n/a
3PTFGAs	n/a
FTM	n/a
FTA	n/a
Rebounds	n/a
Assists	n/a
Blocks	n/a
Steals	n/a
Turnovers	n/a

#5 THOMAS, Brayhlan

Opponent	Date	GS	MIN	Total		3-Pointers		Free throws		Rebounds				PF	A	TO	BLK	STL	PTS	AVG
				FG-FGA	PCT	3FG-3FGA	PCT	FT-FTA	PCT	OFF	DEF	TOT	AVG							
at Coastal Carolina	11/11/2025		03:56	0-0	.000	0-0	.000	0-0	.000	0	0	0	0.0	0	0	0	0	0	0	0.0
Mercer	11/15/2025		08:04	1-3	.333	0-0	.000	3-4	.750	1	1	2	1.0	0	1	0	1	0	5	2.5
at Jackson St.	11/23/2025		03:55	0-2	.000	0-1	.000	0-0	.000	0	0	0	0.7	0	0	0	0	0	0	1.7
South Carolina St.	11/29/2025		09:43	3-7	.429	1-3	.333	0-0	.000	0	1	1	0.8	1	0	0	0	0	7	3.0
Toccoa Falls	12/09/2025		09:11	3-6	.500	1-3	.333	0-0	.000	1	2	3	1.2	0	1	0	1	1	7	3.8
Bob Jones	12/13/2025		07:00	2-3	.667	0-1	.000	0-0	.000	0	2	2	1.3	2	1	1	0	0	4	3.8
Clinton	12/21/2025		09:51	2-6	.333	0-1	.000	2-2	1.000	0	2	2	1.4	1	1	1	0	0	6	4.1
Totals			0 51:40	11-27	.407	2-9	.222	5-6	.833	2	8	10	1.4	4	4	2	2	1	29	4.1

Player Averages

Games Played	Minutes/ game	Points/ game	FG Pct	3FG Pct	FT Pct	Rebounds/ game	Assists/ game	Turnovers/ game	Assist/Turnover ratio	Steals/ game	Blocks/ game
7	7.4	4.1	40.7	22.2	83.3	1.4	0.6	0.3	2.0	0.1	0.3

				Field Goals		3-Point		F-Throws		Rebounds										Scoring	
SEASON	TEAM	GP-GS	MIN/AVG	FG-FGA	FG%	3FG-3FGA	3FG%	FT-FTA	FT%	OFF	DEF	TOT	AVG	PF-FO	A	TO	BLK	STL		PTS	AVG
2024-25	GS	25-8	295/11.8	31-91	.341	10-35	.286	6-9	.667	25	37	62	2.5	23-0	18	12	3	11		78	3.1
2025-26	Win	7-0	52/7.4	11-27	.407	2-9	.222	5-6	.833	2	8	10	1.4	4-0	4	2	2	1		29	4.1
TOTAL FOR Win		7-0	52/7.4	11-27	.407	2-9	.222	5-6	.833	2	8	10	1.4	4-0	4	2	2	1		29	4.1



#7 Daylen Berry

Guard / 6-4 / 175 / Sr.
Raleigh, N.C.
(Charleston Southern)

EXTRA DRIBBLE

- Left the game early with an injury vs. Gardner-Webb (14 minutes, 7 points)
- Posted 9th career 20-point game with 22 vs. Clinton as he was 8-of-9 from the floor
- After going 8-for-9 vs. Clinton, he's a combined 3-for-20 from the floor and 1-for-10 from three in the last two games
- In double-figures in 11-of-17 games (with six of them on the road)
- At Charleston Southern last season he averaged 15.4 ppg, 4.8 rpg in Big South play
- Led the Eagles with 14 points at Nebraska and has led the team in scoring four times on the year
- 2025 Big South Preseason All-Conference Second Team
- Transfer from Charleston Southern where he was second in scoring (13.9) and third in rebounding (5.3) with the Bucs
- Ranked 12th in the Big South in scoring last season as well as finishing 4th in steals, 9th in free throw percentage, 10th in assists and 13th in rebounding
- Posted four double-doubles in 2024-25 and had 20 games in double-figures
- Scored a career-high 28 points on Feb. 1, 2025 vs. Longwood
- Transferred to Charleston Southern after two seasons with Charlotte
- Played at Panther Creek H.S. where he was a two-time first team all-conference selection
- Named the Triangle 8 Conference Co-Player of the Year

CAREER HIGHS

Points	28	Longwood (2/1/25)
Minutes	53	at Winthrop (1/15/25)
FGM	9	two times
FGA	19	Winthrop (2/5/25)
3PTFGM	6	two times
3PTFGA	11	two times
FTM	11	at UNC Asheville (2/15/25)
FTA	13	at UNC Asheville (2/15/25)
Rebounds	12	at LSU (11/19/24)
Assists	6	five times
Blocks	1	13 times
Steals	4	four times
Turnovers	7	at North Alabama (12/19/24)

BIG SOUTH

Points	28	Longwood (2/1/25)
Minutes	53	at Winthrop (1/15/25)
FGM	9	two times
FGA	19	Winthrop (2/5/25)
3PTFGM	6	two times
3PTFGAs	11	two times
FTM	11	at UNC Asheville (2/15/25)
FTA	13	at UNC Asheville (2/15/25)
Rebounds	10	at Presbyterian (1/22/25)
Assists	6	USC Upstate (2/22/25)
Blocks	1	six times
Steals	4	two times
Turnovers	6	Presbyterian (2/12/25)

#7 BERRY, Daylen

Opponent	Date	GS	MIN	Total		3-Pointers		Free throws		Rebounds				PF		A		TO		BLK		STL		PTS		AVG
				FG-FGA	PCT	3FG-3FGA	PCT	FT-FTA	PCT	OFF	DEF	TOT	AVG													
vs Queens (NC)	11/03/2025	*	30:22	6-13	.462	2-7	.286	9-11	.818	0	5	5	5.0	1	1	1	0	0	23	23.0						
at George Mason	11/07/2025	*	24:48	4-11	.364	2-6	.333	7-8	.875	1	7	8	6.5	4	0	2	0	0	17	20.0						
at Coastal Carolina	11/11/2025	*	34:43	7-14	.500	3-6	.500	3-4	.750	1	6	7	6.7	2	0	1	0	0	20	20.0						
Mercer	11/15/2025	*	26:17	3-8	.375	1-3	.333	4-6	.667	2	2	4	6.0	2	3	2	0	1	11	17.8						
at Arkansas	11/18/2025	*	33:24	4-13	.308	2-6	.333	1-2	.500	0	2	2	5.2	3	2	2	0	0	11	16.4						
at Jackson St.	11/23/2025	*	24:12	2-5	.400	1-2	.500	0-0	.000	0	4	4	5.0	1	1	1	0	0	5	14.5						
at Nebraska	11/25/2025	*	26:17	5-15	.333	2-10	.200	0-0	.000	1	5	6	5.1	2	2	3	0	0	12	14.1						
South Carolina St.	11/29/2025	*	17:45	1-2	.500	0-1	.000	0-0	.000	0	0	0	4.5	1	6	2	0	1	2	12.6						
at LIU	12/02/2025	*	35:45	6-9	.667	2-3	.667	7-8	.875	1	5	6	4.7	2	5	3	0	3	21	13.6						
Coastal Carolina	12/06/2025	*	21:47	3-10	.300	2-6	.333	3-3	1.000	1	0	1	4.3	4	1	1	0	1	11	13.3						
Toccoa Falls	12/09/2025	*	15:58	5-10	.500	3-7	.429	0-0	.000	0	0	0	3.9	1	1	1	0	0	13	13.3						
Bob Jones	12/13/2025	*	19:18	1-3	.333	1-3	.333	0-0	.000	0	2	2	3.8	0	3	1	0	1	3	12.4						
at North Dakota	12/18/2025	*	23:05	3-5	.600	2-3	.667	2-2	1.000	0	2	2	3.6	2	2	3	0	0	10	12.2						
Clinton	12/21/2025	*	19:07	8-9	.889	5-6	.833	1-1	1.000	0	2	2	3.5	1	6	0	0	0	22	12.9						
at Texas Tech	12/28/2025	*	27:49	2-8	.250	1-5	.200	0-0	.000	1	3	4	3.5	1	4	2	0	1	5	12.4						
at Longwood	12/31/2025	*	33:04	1-12	.083	0-5	.000	5-5	1.000	2	3	5	3.6	2	4	2	1	2	7	12.1						
Gardner-Webb	01/03/2026	*	14:42	3-6	.500	0-2	.000	1-2	.500	0	1	1	3.5	0	1	0	1	0	7	11.8						
Totals			16	428:24	64-153	.418	29-81	.358	43-52	.827	10	49	59	3.5	29	42	27	2	10	200	11.8					

Player Averages

Games Played	Minutes/ game	Points/ game	FG Pct	3FG Pct	FT Pct	Rebounds/ game	Assists/ game	Turnovers/ game	Assist/Turnover ratio	Steals/ game	Blocks/ game
17	25.2	11.8	41.8	35.8	82.7	3.5	2.5	1.6	1.6	0.6	0.1

				Field Goals		3-Point		F-Throws		Rebounds										Scoring	
SEASON	TEAM	GP-GS	MIN/AVG	FG-FGA	FG%	3FG-3FGA	3FG%	FT-FTA	FT%	OFF	DEF	TOT	AVG	PF-FO	A	TO	BLK	STL	PTS	AVG	
2022-23	CLT	21-0	147/7.0	12-34	.353	2-15	.133	3-7	.429	5	14	19	0.9	10-0	6	10	1	11	29	1.4	
2023-24	CLT	16-0	133/8.3	10-30	.333	3-16	.188	2-4	.500	0	11	11	0.7	8-0	7	11	0	5	25	1.6	
2024-25	ChaSou	32-32	1147/35.8	132-341	.387	55-193	.285	122-158	.772	29	142	171	5.3	71-3	89	106	11	54	441	13.8	
2025-26	Win	17-16	428/25.2	64-153	.418	29-81	.358	43-52	.827	10	49	59	3.5	29-0	42	27	2	10	200	11.8	
TOTAL FOR Win		17-16	428/25.2	64-153	.418	29-81	.358	43-52	.827	10	49	59	3.5	29-0	42	27	2	10	200	11.8	
TOTAL		86-48	1855/21.6	218-558	.391	89-305	.292	170-221	.769	44	216	260	3.0	118-3	144	154	14	80	695	8.1	



Cam Christy

Guard / 6-4 / 200 / Sr.
Walton, Ky.
(Mount St. Joseph Univ.)

- **Saw a season-high four minutes of action vs. Toccoa Falls**
- **Stole the ball and went coast-to-coast for his only bucket of the game (first career steal)**
- **Saw first action of the season with three minutes vs. Mercer and scored first bucket of the season with a stick back vs. S.C. State**
- **Posted four points in the final three minutes of win over Bob Jones (12/12/24)**
- **Saw first action as an Eagle in the season opener with three minutes against Piedmont**
- **Walk-on and did not play in 2023-24**
- **2021 and 2022 All-District Selection**
- **2020, 2021, 2022 All-Conference Selection**
- **2022 All-Region Selection**

Points	4	Bob Jones (12/12/24)
Minutes	4	Toccoa Falls (12/9/25)
FGM	2	Bob Jones (12/12/24)
FGA	3	two times
3PTFGM	n/a	
3PTFGA	1	two times
FTM	1	Piedmont (11/4/24)
FTA	2	Piedmont (11/4/24)
Rebounds	3	Piedmont (11/4/24)
Assists	1	Piedmont (11/4/24)
Blocks	n/a	
Steals	1	Toccoa Falls (12/9/25)
Turnovers	1	two times

Points	n/a	
Minutes	1	two times
FGM	n/a	
FGA	n/a	
3PTFGM	n/a	
3PTFGAs	n/a	
FTM	n/a	
FTA	n/a	
Rebounds	n/a	
Assists	n/a	
Blocks	n/a	
Steals	n/a	
Turnovers	n/a	

Opponent	Date	GS	MIN	Total		3-Pointers		Free throws		Rebounds		PF	A TO	BLK	STL	PTS	AVG			
				FG-FGA	PCT	3FG-3FGA	PCT	FT-FTA	PCT	OFF	DEF							TOT	AVG	
Mercer	11/15/2025		03:31	0-0	.000	0-0	.000	0-0	.000	0	0	0	0	0	0	0	0.0			
South Carolina St.	11/29/2025		02:07	1-2	.500	0-0	.000	0-0	.000	1	0	1	0.5	0	0	1	2	1.0		
Toccoa Falls	12/09/2025		03:48	1-1	1.000	0-0	.000	0-2	.000	0	2	2	1.0	0	0	0	1	2	1.0	
Bob Jones	12/13/2025		03:45	0-1	.000	0-1	.000	0-0	.000	0	0	0	0.8	1	0	0	0	0	1.0	
Clinton	12/21/2025		04:46	1-1	1.000	0-0	.000	0-0	.000	0	0	0	0.6	2	1	0	0	2	1.2	
Totals			0	17	3-5	.600	0-1	.000	0-2	.000	1	2	3	0.6	3	1	0	1	6	1.2

Games Played	Minutes/ game	Points/ game	FG Pct	3FG Pct	FT Pct	Rebounds/ game	Assists/ game	Turnovers/ game	Assist/Turnover ratio	Steals/ game	Blocks/ game
5	3.6	1.2	60.0	0.0	0.0	0.6	0.2	0.2	1.0	0.2	0.0

				Field Goals		3-Point		F-Throws		Rebounds								Scoring		
SEASON	TEAM	GP-GS	MIN/AVG	FG-FGA	FG%	3FG-3FGA	3FG%	FT-FTA	FT%	OFF	DEF	TOT	AVG	PF-FO	A	TO	BLK	STL	PTS	AVG
2024-25	Win	7-0	14/2.0	2-8	.250	0-2	.000	1-2	.500	2	3	5	0.7	2-0	1	1	0	0	5	0.7
2025-26	Win	5-0	18/3.6	3-5	.600	0-1	.000	0-2	.000	1	2	3	0.6	3-0	1	1	0	1	6	1.2
TOTAL		12-0	32/2.6	5-13	.385	0-3	.000	1-4	.250	3	5	8	0.7	5-0	2	2	0	1	11	0.9



#11

Kody Clouet

Guard / 6-5 / 210 / Sr.
San Marcos, Calif.
(San Diego)

CAREER HIGHS

Points

35

Portland (3/1/25)

Minutes*

37

two times

FGM

12

Portland (3/1/25)

FGA

20

NW Oklahoma (12/17/22)

3PTFGM

8

Portland (3/1/25)

3PTFGA

13

Ouachita Baptist (2/22/24)

FTM

15

Augustana-SD (11/11/23)

FTA

16

Augustana-SD (11/11/23)

Rebounds

12

at Southern Nazarene (11/30/22)

Assists

7

Southern Nazarene (3/9/24)

Blocks

3

at Wayne St.-NE (11/11/22)

Steals

5

Southern Nazarene (3/9/24)

Turnovers*

3

three times

BIG SOUTH

Points

19

Gardner-Webb (1/3/26)

Minutes

36

Charleston Southern (1/7/26)

FGM

5

Gardner-Webb (1/3/26)

FGA

11

Charleston Southern (1/7/26)

3PTFGM

3

Gardner-Webb (1/3/26)

3PTFGAs

6

two times

FTM

7

Charleston Southern (1/7/26)

FTA

7

Charleston Southern (1/7/26)

Rebounds

8

two times

Assists

2

Gardner-Webb (1/3/26)

Blocks

1

Charleston Southern (1/7/26)

Steals

1

at Longwood (12/31/25)

Turnovers

2

Gardner-Webb (1/3/26)

* indicates only from San Diego

EXTRA DRIBBLE

- Averaging 11.0 ppg, 6.7 rpg and is a perfect 15-for-15 at the foul line over the first three conference games
- Has eight rebounds in each of the last two games
- Posted his second 20-point game as an Eagle, matching a season-high 21 at North Dakota
- Had no threes at Texas Tech (0-3) for just second time this season after making multiple threes in five straight games
- Lifted the Eagles over LIU in overtime with a tip-in at the buzzer
- Reached 200 career threes during his 5-for-9 performance behind the arc vs. S.C. State
- Ranks 9th in the Big South with 2.22 three-pointers per game
- Transfer from San Diego where he started 14 of the 29 games he appeared
- Averaged 8.9 ppg with the Toreros and was fifth on the team in steals with 28
- Scored a career-high 35 points against Portland on Mar. 1, 2025 behind a career-best eight made threes
- He posted 13 double-figure games in 2024-15
- Began his collegiate career at NAIA St. Katherine's where he averaged 14.7 ppg
- Transferred Southeastern Oklahoma State for his sophomore and junior seasons
- Enjoyed best season at SE Oklahoma State as a junior, averaging 17.7 ppg, 5.2 rpg and connected on 84 triples
- In his final season with SEOS he helped the team to a 2024 Great American Conference regular season title
- Earned All-First Team GAC honors and was a Second Team Academic All-American

#11 CLOUET, Kody

Opponent	Date	GS	MIN	Total		3-Pointers		Free throws		Rebounds				PF	A	TO	BLK	STL	PTS	AVG				
				FG-FGA	PCT	3FG-3FGA	PCT	FT-FTA	PCT	OFF	DEF	TOT	AVG											
vs Queens (NC)	11/03/2025	*	29:57	3-9	.333	3-8	.375	0-0	.000	1	3	4	4.0	1	0	0	0	2	9	9.0				
at George Mason	11/07/2025	*	25:37	3-9	.333	3-9	.333	4-4	1.000	1	1	2	3.0	2	2	0	1	0	13	11.0				
at Coastal Carolina	11/11/2025	*	20:21	1-4	.250	0-2	.000	1-2	.500	0	2	2	2.7	2	0	0	0	0	3	8.3				
Mercer	11/15/2025	*	17:27	4-7	.571	3-5	.600	3-6	.500	1	3	4	3.0	1	1	1	0	0	14	9.8				
at Arkansas	11/18/2025	*	23:32	6-9	.667	4-6	.667	0-0	.000	1	3	4	3.2	3	1	0	0	0	16	11.0				
at Jackson St.	11/23/2025	*	23:47	3-9	.333	1-6	.167	2-2	1.000	2	3	5	3.5	0	5	2	1	0	9	10.7				
at Nebraska	11/25/2025	*	23:40	1-6	.167	1-6	.167	2-2	1.000	1	2	3	3.4	0	0	0	0	0	5	9.9				
South Carolina St.	11/29/2025	*	24:13	8-13	.615	5-9	.556	0-0	.000	2	3	5	3.6	3	2	0	0	3	21	11.3				
at LIU	12/02/2025	*	34:04	2-6	.333	1-4	.250	4-4	1.000	2	1	3	3.6	3	3	2	1	1	9	11.0				
Coastal Carolina	12/06/2025	*	31:52	6-10	.600	4-8	.500	2-4	.500	2	1	3	3.5	3	0	1	0	1	18	11.7				
Toccoa Falls	12/09/2025	*	17:39	3-9	.333	2-6	.333	4-6	.667	5	4	9	4.0	0	1	0	0	2	12	11.7				
Bob Jones	12/13/2025	*	17:36	3-5	.600	2-4	.500	0-0	.000	1	0	1	3.8	1	3	2	1	0	8	11.4				
at North Dakota	12/18/2025	*	31:01	5-9	.556	4-7	.571	7-10	.700	2	5	7	4.0	2	3	0	0	0	21	12.2				
Clinton	12/21/2025	*	19:37	4-8	.500	3-6	.500	0-0	.000	0	2	2	3.9	0	0	1	0	0	11	12.1				
at Texas Tech	12/28/2025	*	21:20	2-5	.400	0-3	.000	0-0	.000	0	0	0	3.6	3	1	0	0	1	4	11.5				
at Longwood	12/31/2025	*	22:26	0-4	.000	0-4	.000	2-2	1.000	0	4	4	3.6	2	1	0	0	1	2	10.9				
Gardner-Webb	01/03/2026	*	30:25	5-9	.556	3-6	.500	6-6	1.000	2	6	8	3.9	4	2	2	0	0	19	11.4				
Charleston So.	01/07/2026	*	36:27	2-11	.182	1-6	.167	7-7	1.000	2	6	8	4.1	4	1	0	1	0	12	11.4				
Totals			18	451:00		61-142	.430			40-105	.381	44-55	.800	25	49	74	4.1	34	26	11	5	11	206	11.4

Player Averages

Games Played	Minutes/ game	Points/ game	FG Pct	3FG Pct	FT Pct	Rebounds/ game	Assists/ game	Turnovers/ game	Assist/Turnover ratio	Steals/ game	Blocks/ game
18	25.1	11.4	43.0	38.1	80.0	4.1	1.4	0.6	2.4	0.6	0.3

				Field Goals		3-Point		F-Throws		Rebounds									Scoring		
SEASON	TEAM	GP-GS	MIN/AVG	FG-FGA	FG%	3FG-3FGA	3FG%	FT-FTA	FT%	OFF	DEF	TOT	AVG	PF-FO	A	TO	BLK	STL		PTS	AVG
2022-23	SE	28-28	824/29.4	112-269	.416	54-141	.383	54-68	.794	37	113	150	5.4	49-1	55	29	11	26		332	11.9
2023-24	SE	32-32	1137/35.5	183-364	.503	84-196	.429	116-144	.806	47	119	166	5.2	63-0	66	40	14	48		566	17.7
2024-25	SD	29-14	676/23.3	77-230	.335	46-142	.324	59-66	.894	7	70	77	2.7	56-0	28	26	10	28		259	8.9
2025-26	Win	18-18	451/25.1	61-142	.430	40-105	.381	44-55	.800	25	49	74	4.1	34-0	26	11	5	11		206	11.4
TOTAL FOR Win		18-18	451/25.1	61-142	.430	40-105	.381	44-55	.800	25	49	74	4.1	34-0	26	11	5	11		206	11.4
TOTAL		107-92	3089/28.9	433-1005	.431	224-584	.384	273-333	.820	116	351	467	4.4	202-1	175	106	40	113		1363	12.7



#15

Tommy Kamarad

Forward / 6-8 / 205 / Sr.
Buford, Ga.
(Arkansas Tech)

CAREER HIGHS

Points

Minutes

FGM

FGA

3PTFGM

3PTFGA

FTM

FTA

Rebounds

Assists

Blocks

Steals

Turnovers

22

38

9

15

5

10

8

8

11

4

3

3

3

five times

at SE Oklahoma (2/1/24)

at Oklahoma Baptist (1/11/24)

at SE Oklahoma (2/1/24)

three times

at SE Oklahoma (2/1/24)

two times

two times

Northwestern Okla. (3/9/24)

Ouachita Baptist (12/2/23)

four times

four times

vs. Queens (11/3/25)

BIG SOUTH

Points

Minutes

FGM

FGA

3PTFGM

3PTFGAs

FTM

FTA

Rebounds

Assists

Blocks

Steals

Turnovers

16

27

6

8

2

4

5

6

8

2

1

2

1

at USC Upstate (2/8/25)

at USC Upstate (2/8/25)

at USC Upstate (2/8/25)

two times

two times

Gardner-Webb (2/1/25)

at Longwood (12/31/25)

at Longwood (12/31/25)

at USC Upstate (2/8/25)

two times

six times

two times

four times

EXTRA DRIBBLE

Did not play against Gardner-Webb but returned for 24 minutes vs. Charleston Southern, finishing with seven points and 7 rebounds

Boarded a missed free throw with 1:04 to play in the game and leading by three that led to two more free throws and a five point with lead 51 seconds left vs. CSU

Matched his season-high 19 points against Bob Jones

Is an impressive 31-for-33 at the free throw line this season (94%)

Made first start of the season vs. S.C. State and finished with a season-high 19 points (most as an Eagle)

In the win over Mercer he posted a season-high 11 points as he was a perfect 4-for-4 at the foul line

Eagles are 7-1 in games he scores nine or more points this season

Started the opener and finished in double-figures with 10 points in just 10 minutes of action

His 100th collegiate game came on Nov. 23 at Jackson State

Started the last nine games of 2024-25 and in those nine games he averaged 6.1 ppg, 3.3 rpg and shooting 55 percent from the floor

Came to Winthrop after playing two seasons at Arkansas Tech, starting 58-of-63 games played

Helped the team to a Great American Conference Championship

Named to the GACC All-Tournament Team

Began career at Otero Junior College where he played 45 games with 22 starts

#15 KAMARAD, Tommy

Opponent	Date	GS	MIN	Total		3-Pointers		Free throws		Rebounds				PF	A	TO	BLK	STL	PTS	AVG	
				FG-FGA	PCT	3FG-3FGA	PCT	FT-FTA	PCT	OFF	DEF	TOT	AVG								
vs Queens (NC)	11/03/2025		10:16	4-5	.800	2-2	1.000	0-0	.000	1	0	1	1.0	1	0	3	1	1	10	10.0	
at George Mason	11/07/2025		13:47	1-4	.250	1-2	.500	2-2	1.000	1	1	2	1.5	2	0	0	0	0	5	7.5	
at Coastal Carolina	11/11/2025		04:16	0-1	.000	0-0	.000	0-0	.000	0	0	0	1.0	0	2	0	0	0	0	5.0	
Mercer	11/15/2025		18:12	3-6	.500	1-2	.500	4-4	1.000	2	2	4	1.8	1	1	0	0	3	11	6.5	
at Arkansas	11/18/2025		09:14	1-3	.333	1-3	.333	0-0	.000	0	2	2	1.8	0	3	1	0	0	3	5.8	
at Jackson St.	11/23/2025		14:39	3-6	.500	1-3	.333	0-0	.000	3	1	4	2.2	0	1	1	0	3	7	6.0	
at Nebraska	11/25/2025		18:48	3-6	.500	2-4	.500	0-0	.000	1	3	4	2.4	2	2	0	0	1	8	6.3	
South Carolina St.	11/29/2025	*	22:20	7-9	.778	2-3	.667	3-3	1.000	1	2	3	2.5	1	0	1	1	2	19	7.9	
at LIU	12/02/2025		19:32	4-5	.800	0-0	.000	1-1	1.000	5	3	8	3.1	2	1	0	0	0	9	8.0	
Coastal Carolina	12/06/2025		15:48	1-2	.500	0-1	.000	0-1	.000	2	3	5	3.3	2	0	2	0	0	2	7.4	
Toccoa Falls	12/09/2025		15:18	3-6	.500	0-1	.000	4-4	1.000	5	2	7	3.6	1	2	1	0	1	10	7.6	
Bob Jones	12/13/2025		15:24	5-8	.625	3-5	.600	6-6	1.000	3	2	5	3.8	1	1	1	1	1	19	8.6	
at North Dakota	12/18/2025		13:14	2-2	1.000	1-1	1.000	4-4	1.000	0	0	0	3.5	5	0	1	0	0	9	8.6	
Clinton	12/21/2025	*	19:57	5-6	.833	4-4	1.000	0-0	.000	1	4	5	3.6	2	3	2	1	3	14	9.0	
at Texas Tech	12/28/2025	*	25:41	1-6	.167	0-3	.000	2-2	1.000	1	2	3	3.5	4	0	2	0	2	4	8.7	
at Longwood	12/31/2025	*	23:05	0-4	.000	0-1	.000	5-6	.833	1	1	2	3.4	3	0	0	1	1	5	8.4	
Charleston So.	01/07/2026		24:06	3-8	.375	1-3	.333	0-0	.000	4	3	7	3.6	2	0	1	1	0	7	8.4	
Totals			4	283:37	46-87	.529	19-38	.500	31-33	.939	31	31	62	3.6	29	16	16	6	18	142	8.4

Player Averages

Games Played	Minutes/ game	Points/ game	FG Pct	3FG Pct	FT Pct	Rebounds/ game	Assists/ game	Turnovers/ game	Assist/Turnover ratio	Steals/ game	Blocks/ game
17	16.7	8.4	52.9	50.0	93.9	3.6	0.9	0.9	1.0	1.1	0.4

				Field Goals		3-Point		F-Throws		Rebounds										Scoring	
SEASON	TEAM	GP-GS	MIN/AVG	FG-FGA	FG%	3FG-3FGA	3FG%	FT-FTA	FT%	OFF	DEF	TOT	AVG	PF-FO	A	TO	BLK	STL	PTS	AVG	
2022-23	ATU	31-28	707/22.8	81-195	.415	29-81	.358	52-62	.839	35	86	121	3.9	74-1	27	36	24	26	243	7.8	
2023-24	ATU	32-30	873/27.3	143-281	.509	47-118	.398	58-71	.817	53	112	165	5.2	84-3	42	47	33	17	391	12.2	
2024-25	Win	31-14	420/13.6	44-101	.436	16-62	.258	15-29	.517	19	63	82	2.6	54-1	16	12	11	18	119	3.8	
2025-26	Win	17-4	284/16.7	46-87	.529	19-38	.500	31-33	.939	31	31	62	3.6	29-1	16	16	6	18	142	8.4	
TOTAL FOR Win		48-18	704/14.7	90-188	.479	35-100	.350	46-62	.742	50	94	144	3.0	83-2	32	28	17	36	261	5.4	
TOTAL		111-76	2284/20.6	314-664	.473	111-299	.371	156-195	.800	138	292	430	3.9	241-6	101	111	74	79	895	8.1	



#21

Tai Hamilton

Forward / 6-10 / 200 / Jr.
Charlotte, N.C.
(William & Mary)

CAREER HIGHS

Points

10

three times

Minutes

23

two times

FGM

5

Toccoa Falls (12/9/25)

FGA

6

Toccoa Falls (12/9/25)

3PTFGM

n/a

3PTFGA

n/a

FTM

4

three times

FTA

6

Piedmont (11/4/24)

Rebounds

11

Toccoa Falls (12/9/25)

Assists

2

three times

Blocks

5

Toccoa Falls (12/9/25)

Steals

3

Delaware (2/1/24)

Turnovers

3

four times

BIG SOUTH

Points

4

two times

Minutes

18

Charleston Southern (1/15/25)

FGM

1

four times

FGA

3

Charleston Southern (1/15/25)

3PTFGM

n/a

3PTFGAs

n/a

FTM

2

two times

FTA

4

Charleston Southern (1/7/26)

Rebounds

6

Charleston Southern (1/15/25)

Assists

n/a

Blocks

2

at Gardner-Webb (1/8/25)

Steals

2

at Radford (1/4/25)

Turnovers

2

Charleston Southern (1/7/26)

EXTRA DRIBBLE

- His block led to a go-ahead basket on the other end with 14:11 to play in game vs. CSU
- Solid contributions in CSU game with four points, 2 rebounds, block in six minutes
- Recorded second career double-double, tying a career-best 10 points and pulling down a career-high 11 rebounds vs. Toccoa Falls
- Also set a career-high with five blocks, the first Eagle with five or more blocks since Nov. 17, 2018 (Josh Ferguson - 5)
- Solid game off the bench at Nebraska with four points, four rebounds
- Against Mercer he had a six rebound and one assist performance in 15 minutes
- Had six multi-block games and was tied 8th in the Big South in blocks per game (0.8) in 2024-25
- Posted a double-double in the opener with 10 points, 10 rebounds (both career-highs) vs. Piedmont
- Transferred from William & Mary where he played in 26 games as a freshman
- Ranked 14th in the Coastal Athletic Association in blocks per game (nearly one per game - .85)
- Only played two years of high school basketball
- Selected for Queen City All-Star Game in 2023
- Led state of North Carolina with 4.6 blocks per game in 2021-22
- Played AAU for ACE Elite in 2021 and 2022

#21 HAMILTON, Tai

Opponent	Date	GS	MIN	Total		3-Pointers		Free throws		Rebounds				PF	A	TO	BLK	STL	PTS	AVG	
				FG-FGA	PCT	3FG-3FGA	PCT	FT-FTA	PCT	OFF	DEF	TOT	AVG								
vs Queens (NC)	11/03/2025		07:53	0-0	.000	0-0	.000	0-0	.000	0	0	0	0.0	4	0	1	2	0	0	0.0	
at George Mason	11/07/2025		05:04	0-0	.000	0-0	.000	0-0	.000	0	1	1	0.5	2	0	0	1	0	0	0.0	
at Coastal Carolina	11/11/2025		02:16	0-0	.000	0-0	.000	0-0	.000	0	0	0	0.3	0	0	0	0	0	0	0.0	
Mercer	11/15/2025		14:36	0-1	.000	0-0	.000	0-0	.000	1	5	6	1.8	4	1	2	0	0	0	0.0	
at Arkansas	11/18/2025		05:31	0-0	.000	0-0	.000	0-0	.000	0	0	0	0.4	1	0	0	0	0	0	0.0	
at Jackson St.	11/23/2025		11:39	3-3	1.000	0-0	.000	4-4	1.000	2	2	4	1.8	1	1	0	0	1	10	1.7	
at Nebraska	11/25/2025		13:55	2-3	.667	0-0	.000	0-2	.000	1	3	4	2.1	1	2	1	1	0	4	2.0	
Coastal Carolina	12/06/2025		05:42	0-1	.000	0-0	.000	1-2	.500	1	2	3	2.3	2	0	1	0	0	1	1.9	
Toccoa Falls	12/09/2025		22:37	5-6	.833	0-0	.000	0-0	.000	3	8	11	3.2	1	1	3	5	2	10	2.8	
Bob Jones	12/13/2025		11:35	3-4	.750	0-0	.000	4-4	1.000	4	5	9	3.8	1	0	2	1	2	10	3.5	
at North Dakota	12/18/2025		05:12	1-1	1.000	0-0	.000	0-2	.000	0	1	1	3.5	2	0	1	1	0	2	3.4	
Clinton	12/21/2025		07:22	2-2	1.000	0-0	.000	0-0	.000	1	4	5	3.7	1	0	0	0	0	4	3.4	
at Texas Tech	12/28/2025		01:43	0-0	.000	0-0	.000	0-0	.000	0	0	0	3.4	0	0	0	0	0	0	3.2	
Gardner-Webb	01/03/2026		04:33	0-2	.000	0-0	.000	0-0	.000	2	0	2	3.3	3	0	0	0	0	0	2.9	
Charleston So.	01/07/2026		06:52	1-1	1.000	0-0	.000	2-4	.500	2	0	2	3.2	2	0	2	1	0	4	3.0	
Totals			0	126:30	17-24	.708	0-0	.000	11-18	.611	17	31	48	3.2	25	5	13	12	5	45	3.0

Player Averages

Games Played	Minutes/ game	Points/ game	FG Pct	3FG Pct	FT Pct	Rebounds/ game	Assists/ game	Turnovers/ game	Assist/Turnover ratio	Steals/ game	Blocks/ game
15	8.4	3.0	70.8	0.0	61.1	3.2	0.3	0.9	0.4	0.3	0.8

				Field Goals		3-Point		F-Throws		Rebounds				Scoring						
SEASON	TEAM	GP-GS	MIN/AVG	FG-FGA	FG%	3FG-3FGA	3FG%	FT-FTA	FT%	OFF	DEF	TOT	AVG	PF-FO	A	TO	BLK	STL	PTS	AVG
2023-24	W&M	26-0	316/12.2	16-28	.571	0-0	.000	6-23	.261	25	55	80	3.1	64-4	6	18	22	13	38	1.5
2024-25	Win	28-0	220/7.9	18-37	.486	0-0	.000	18-32	.563	31	38	69	2.5	48-2	4	13	22	11	54	1.9
2025-26	Win	15-0	126/8.4	17-24	.708	0-0	.000	11-18	.611	17	31	48	3.2	25-0	5	13	12	5	45	3.0
TOTAL FOR Win		43-0	347/8.1	35-61	.574	0-0	.000	29-50	.580	48	69	117	2.7	73-2	9	26	34	16	99	2.3
TOTAL		69-0	663/9.6	51-89	.573	0-0	.000	35-73	.479	73	124	197	2.9	137-6	15	44	56	29	137	2.0



#22

Henry Harrison

Guard / 5-11 / 175 / Jr.
Lewisburg, Pa.
(Lewisburg H.S.)

- EXTRA DRIBBLE
- Scored first points of the season vs. Toccoa Falls
 - Drilled his only shot vs. Clinton with a right wing three
 - Saw first action of the season vs. Mercer with three minutes
 - Saw action in seven games in each of his first two seasons
 - Made all of his three-point attempts (3-for-3) as a freshman
 - Had a season-high four minutes vs. Brevard/vs. Toccoa Falls
 - Lettered in soccer (4 yrs.) and basketball (3 yrs.) at Lewisburg H.S.
 - Was team captain in 2023 and named to First Team All-Conference

CAREER HIGHS

Points

3

three times

Minutes

4

two times

FGM

1

five times

FGA

3

Piedmont (11/4/24)

3PTFGM

1

three times

3PTFGA

2

three times

FTM

n/a

FTA

n/a

Rebounds

1

at Charleston Southern (2/5/25)

Assists

1

Bob Jones (11/28/23)

Blocks

n/a

Steals

1

Charleston Southern (2/7/24)

Turnovers

2

Mercer (11/15/25)

BIG SOUTH

Points

n/a

Minutes

2

at Charleston Southern (1/24/24)

FGM

n/a

FGA

n/a

3PTFGM

n/a

3PTFGAs

n/a

FTM

n/a

FTA

n/a

Rebounds

1

at Charleston Southern (2/5/25)

Assists

n/a

Blocks

n/a

Steals

1

Charleston Southern (2/7/24)

Turnovers

n/a

#22 HARRISON, Henry

Opponent	Date	GS	MIN	Total		3-Pointers		Free throws		Rebounds				PF/A				PTS		AVG
				FG-FGA	PCT	3FG-3FGA	PCT	FT-FTA	PCT	OFF	DEF	TOT	AVG	PF	A	TO	BLK	STL	PTS	
Mercer	11/15/2025		03:31	0-0	.000	0-0	.000	0-0	.000	0	0	0	0.0	0	0	2	0	0	0	0.0
South Carolina St.	11/29/2025		02:07	0-1	.000	0-1	.000	0-0	.000	0	0	0	0.0	1	0	0	0	0	0	0.0
Toccoa Falls	12/09/2025		02:10	1-2	.500	0-0	.000	0-0	.000	0	0	0	0.0	0	0	0	0	0	2	0.7
Bob Jones	12/13/2025		03:30	0-1	.000	0-1	.000	0-0	.000	0	0	0	0.0	0	0	0	0	0	0	0.5
Clinton	12/21/2025		02:49	1-1	1.000	1-1	1.000	0-0	.000	0	0	0	0.0	1	1	1	0	0	3	1.0
Totals			0 14:07	2-5	.400	1-3	.333	0-0	.000	0	0	0	0.0	2	1	3	0	0	5	1.0

Player Averages

Games Played	Minutes/ game	Points/ game	FG Pct	3FG Pct	FT Pct	Rebounds/ game	Assists/ game	Turnovers/ game	Assist/Turnover ratio	Steals/ game	Blocks/ game
5	2.8	1.0	40.0	33.3	0.0	0.0	0.2	0.6	0.3	0.0	0.0

				Field Goals		3-Point		F-Throws		Rebounds				Scoring						
SEASON	TEAM	GP-GS	MIN/AVG	FG-FGA	FG%	3FG-3FGA	3FG%	FT-FTA	FT%	OFF	DEF	TOT	AVG	PF-FO	A	TO	BLK	STL	PTS	AVG
2023-24	Win	7-0	16/2.3	3-3	1.000	3-3	1.000	0-0	.000	0	0	0	0.0	0-0	1	3	0	1	9	1.3
2024-25	Win	7-0	14/2.0	1-7	.143	0-6	.000	0-0	.000	0	1	1	0.1	1-0	1	0	0	0	2	0.3
2025-26	Win	5-0	14/2.8	2-5	.400	1-3	.333	0-0	.000	0	0	0	0.0	2-0	1	3	0	0	5	1.0
TOTAL		19-0	44/2.3	6-15	.400	4-12	.333	0-0	.000	0	1	1	0.1	3-0	3	6	0	1	16	0.8



#23

Ed Nnamoko

Forward / 6-10 / 230 / Sr.
Lagos, Nigeria
(New Mexico St.)

CAREER HIGHS		
Points	11	three times
Minutes	26	James Madison (2/28/24)
FGM	4	four times
FGA	7	Toccoa Falls (12/19/23)
3PTFGM	n/a	
3PTFGA	n/a	
FTM	7	Texas A&M-CC (11/14/24)
FTA	8	Texas A&M-CC (11/14/24)
Rebounds	16	Toccoa Falls (12/19/23)
Assists	2	two times
Blocks	3	two times
Steals	2	at James Madison (2/15/24)
Turnovers	5	Clinton College (12/21/25)

BIG SOUTH		
Points	5	Gardner-Webb (1/3/26)
Minutes	11	Charleston Southern (1/7/26)
FGM	2	Gardner-Webb (1/3/26)
FGA	2	two times
3PTFGM	n/a	
3PTFGAs	n/a	
FTM	1	two times
FTA	2	times
Rebounds	4	Charleston Southern (1/7/26)
Assists	n/a	
Blocks	n/a	
Steals	n/a	
Turnovers	2	Charleston Southern (1/7/26)

EXTRA DRIBBLE

- Had five points in five minutes against Gardner-Webb
- Solid game off the bench at Texas Tech with six points, six rebounds
- Had his first double-digit rebound game as an Eagle with 11 vs. Clinton,
- Played a season-high 17 minutes vs. Toccoa Falls as he tied his career-high of 11 points
- Played eight minutes off the bench at Nebraska finishing with four points, four rebounds
- Came off the bench at Arkansas to lead the team in rebounds (5) in 12 minutes of action
- Came off the bench for six points, five rebounds in 10 minutes against Queens
- Transfer from New Mexico State where he played in 20 games
- Prior to New Mexico State he spent his first two seasons at Georgia State where he played in 56 games with 19 starts
- Posted first collegiate double-double as a sophomore with 11 points and 16 rebounds against Toccoa Falls
- After going 11-for-28 at the free throw line as a freshman, the next two seasons were huge improvements at 33-for-42 (.786) as a sophomore and 12-for-15 (.800) as a junior)
- Native to Nigeria who came to the U.S. as a sophomore in high school
- Attended Riviera Prep in Miami, Fla.

#23 NNAMOKO, Edward

Opponent	Date	GS	MIN	Total		3-Pointers		Free throws		Rebounds				PF		A	TO	BLK	STL	PTS	AVG
				FG-FGA	PCT	3FG-3FGA	PCT	FT-FTA	PCT	OFF	DEF	TOT	AVG								
vs Queens (NC)	11/03/2025		09:57	3-5	.600	0-0	.000	0-0	.000	3	2	5	5.0	3	0	1	0	0	6	6.0	
at George Mason	11/07/2025		10:27	1-3	.333	0-0	.000	0-0	.000	0	2	2	3.5	3	0	0	0	1	2	4.0	
at Coastal Carolina	11/11/2025		06:48	0-0	.000	0-0	.000	0-3	.000	0	1	1	2.7	2	0	0	0	0	0	2.7	
Mercer	11/15/2025		15:44	3-5	.600	0-0	.000	0-0	.000	1	2	3	2.8	2	0	1	1	0	6	3.5	
at Arkansas	11/18/2025		12:20	1-5	.200	0-0	.000	0-0	.000	2	3	5	3.2	3	1	1	0	0	2	3.2	
at Jackson St.	11/23/2025		06:58	2-3	.667	0-0	.000	0-0	.000	0	0	0	2.7	2	1	0	0	1	4	3.3	
at Nebraska	11/25/2025		08:42	1-1	1.000	0-0	.000	2-5	.400	2	2	4	2.9	0	0	0	1	0	4	3.4	
South Carolina St.	11/29/2025		07:58	0-0	.000	0-0	.000	2-2	1.000	0	2	2	2.8	3	0	1	0	0	2	3.3	
at LIU	12/02/2025		02:56	0-1	.000	0-0	.000	0-0	.000	0	0	0	2.4	0	0	0	0	0	0	2.9	
Coastal Carolina	12/06/2025		08:45	0-0	.000	0-0	.000	0-0	.000	0	1	1	2.3	3	0	1	1	0	0	2.6	
Toccoa Falls	12/09/2025	*	17:23	4-4	1.000	0-0	.000	3-3	1.000	3	1	4	2.5	2	0	1	1	0	11	3.4	
Bob Jones	12/13/2025		11:51	3-4	.750	0-0	.000	1-2	.500	2	3	5	2.7	0	0	0	1	1	7	3.7	
at North Dakota	12/18/2025	*	14:18	3-3	1.000	0-0	.000	0-1	.000	1	1	2	2.6	2	0	0	0	1	6	3.8	
Clinton	12/21/2025		14:26	3-5	.600	0-0	.000	3-3	1.000	5	6	11	3.2	0	0	5	0	0	9	4.2	
at Texas Tech	12/28/2025		09:57	2-4	.500	0-0	.000	2-2	1.000	5	1	6	3.4	2	0	1	0	0	6	4.3	
at Longwood	12/31/2025		06:54	0-1	.000	0-0	.000	0-2	.000	2	0	2	3.3	0	0	0	0	0	0	4.1	
Gardner-Webb	01/03/2026		05:15	2-2	1.000	0-0	.000	1-2	.500	1	0	1	3.2	0	0	0	0	0	5	4.1	
Charleston So.	01/07/2026		11:32	1-2	.500	0-0	.000	1-1	1.000	1	3	4	3.2	2	0	2	0	0	3	4.1	
Totals			2	182:10	29-48	.604	0-0	.000	15-26	.577	28	30	58	3.2	29	2	14	5	4	73	4.1

Player Averages

Games Played	Minutes/ game	Points/ game	FG Pct	3FG Pct	FT Pct	Rebounds/ game	Assists/ game	Turnovers/ game	Assist/Turnover ratio	Steals/ game	Blocks/ game
18	10.1	4.1	60.4	0.0	57.7	3.2	0.1	0.8	0.1	0.2	0.3

				Field Goals		3-Point		F-Throws		Rebounds										Scoring	
SEASON	TEAM	GP-GS	MIN/AVG	FG-FGA	FG%	3FG-3FGA	3FG%	FT-FTA	FT%	OFF	DEF	TOT	AVG	PF-FO	A	TO	BLK	STL	PTS	AVG	
2022-23	GSU	28-19	449/16.0	20-47	.426	0-0	.000	11-28	.393	39	62	101	3.6	53-0	4	26	18	2	51	1.8	
2023-24	GSU	28-0	431/15.4	26-53	.491	0-0	.000	33-42	.786	40	84	124	4.4	53-0	13	21	18	11	85	3.0	
2024-25	NMSU	20-0	103/5.1	4-9	.444	0-0	.000	12-15	.800	6	13	19	1.0	22-0	5	11	6	0	20	1.0	
2025-26	Win	18-2	182/10.1	29-48	.604	0-0	.000	15-26	.577	28	30	58	3.2	29-0	2	14	5	4	73	4.1	
TOTAL FOR Win		18-2	182/10.1	29-48	.604	0-0	.000	15-26	.577	28	30	58	3.2	29-0	2	14	5	4	73	4.1	
TOTAL		94-21	1165/12.4	79-157	.503	0-0	.000	71-111	.640	113	189	302	3.2	157-0	24	72	47	17	229	2.4	



#25

Seifeldin Hendawy

Guard / 6-8 / 200 / SO.
Cairo, Egypt
(Loyola Chicago)

- EXTRA DRIBBLE
- Made first start as an Eagle vs. Gardner-Webb, finishing with four points and seven rebounds
 - Top performer off the bench at Texas Tech with nine points, four rebounds, two assists
 - Matched career-high of 12 points in two of the last three games (Bob Jones/Clinton College)
 - Also hauled in a career-high nine rebounds vs. Bob Jones
 - Has four games with three and eight multi-assist games on the year
 - Led the Eagles in assists at Nebraska, matching a career-high three
 - Came off the bench for a career-high 12 points and career-best three assists in the win at Jackson St.
 - Solid numbers at Arkansas with six points, career-high 4 rebounds, an assist and a steal
 - Played 17 minutes off the bench in the opener and has been first off the bench in both games
 - Had a career-high five points to go along with three rebounds and an assist in his Eagle debut
 - Didn't score in 10 minutes at Coastal, but chipped in with three rebound, an assist and a block
 - Transfer from Loyola Chicago where he played in 16 games as a freshman (4.4 minutes per game)
 - Four star recruit per On3, ranking 67th nationally
 - Three start recruit per 247 sports and a Top-35 small forward
 - Helped Egypt clinch the 2021 FIBA U16 African Championship

CAREER HIGHS		
Points	12	two times
Minutes	24	Clinton College (12/21/25)
FGM	4	two times
FGA	8	two times
3PTFGM	3	at Jackson St. (11/23/25)
3PTFGA	6	S.C. State (11/29/25)
FTM	8	Bob Jones (12/13/25)
FTA	9	Bob Jones (12/13/25)
Rebounds	9	Bob Jones (12/13/25)
Assists	3	four times
Blocks	2	two times
Steals	3	at George Mason (11/7/25)
Turnovers	3	three times

BIG SOUTH		
Points	6	at Longwood (12/31/25)
Minutes	22	Gardner-Webb (1/3/26)
FGM	1	two times
FGA	7	Gardner-Webb (1/3/26)
3PTFGM	n/a	
3PTFGAs	1	three times
FTM	4	at Longwood (12/31/25)
FTA	4	at Longwood (12/31/25)
Rebounds	7	Gardner-Webb (1/3/26)
Assists	2	at Longwood (12/31/25)
Blocks	1	Gardner-Webb (1/3/26)
Steals	n/a	
Turnovers	1	two times

#25 HENDAWY, Seifeldin																				
Opponent	Date	GS	MIN	Total		3-Pointers		Free throws		Rebounds				PF	A	TO	BLK	STL	PTS	AVG
				FG-FGA	PCT	3FG-3FGA	PCT	FT-FTA	PCT	OFF	DEF	TOT	AVG							
vs Queens (NC)	11/03/2025		16:09	1-4	.250	0-1	.000	3-4	.750	1	2	3	3.0	2	1	0	0	0	5	5.0
at George Mason	11/07/2025		12:46	1-3	.333	1-3	.333	0-0	.000	0	0	0	1.5	3	0	0	0	3	3	4.0
at Coastal Carolina	11/11/2025		09:39	0-4	.000	0-1	.000	0-0	.000	0	3	3	2.0	1	1	1	1	0	0	2.7
Mercer	11/15/2025		15:05	4-7	.571	0-2	.000	2-3	.667	2	3	5	2.8	1	0	0	0	0	10	4.5
at Arkansas	11/18/2025		21:33	3-5	.600	0-1	.000	0-0	.000	1	3	4	3.0	1	1	0	0	1	6	4.8
at Jackson St.	11/23/2025		20:00	4-6	.667	3-5	.600	1-2	.500	0	4	4	3.2	1	3	2	0	0	12	6.0
at Nebraska	11/25/2025		20:46	2-6	.333	1-5	.200	0-0	.000	0	4	4	3.3	3	3	1	0	0	5	5.9
South Carolina St.	11/29/2025		19:55	2-8	.250	1-6	.167	1-1	1.000	2	2	4	3.4	2	2	2	0	0	6	5.9
at LIU	12/02/2025		09:45	1-2	.500	0-0	.000	0-0	.000	0	1	1	3.1	2	0	1	0	0	2	5.4
Coastal Carolina	12/06/2025		16:03	1-4	.250	0-1	.000	3-4	.750	1	1	2	3.0	0	2	0	0	0	5	5.4
Toccoa Falls	12/09/2025		22:21	3-8	.375	2-4	.500	2-2	1.000	0	6	6	3.3	1	1	0	0	0	10	5.8
Bob Jones	12/13/2025		22:15	2-7	.286	0-2	.000	8-9	.889	2	7	9	3.8	1	3	3	2	1	12	6.3
at North Dakota	12/18/2025		12:34	0-1	.000	0-0	.000	0-0	.000	0	2	2	3.6	1	0	1	1	0	0	5.8
Clinton	12/21/2025		23:40	3-6	.500	0-2	.000	6-8	.750	2	2	4	3.6	1	3	1	0	0	12	6.3
at Texas Tech	12/28/2025		20:40	2-6	.333	0-2	.000	5-8	.625	1	3	4	3.7	1	2	3	0	1	9	6.5
at Longwood	12/31/2025		13:09	1-4	.250	0-1	.000	4-4	1.000	1	1	2	3.6	2	2	1	0	0	6	6.4
Gardner-Webb	01/03/2026	*	22:08	1-7	.143	0-1	.000	2-2	1.000	4	3	7	3.8	1	0	0	1	0	4	6.3
Charleston So.	01/07/2026	*	17:12	2-6	.333	0-1	.000	0-2	.000	1	5	6	3.9	2	1	1	0	0	4	6.2
Totals		2	315:42	33-94	.351	8-38	.211	37-49	.755	18	52	70	3.9	26	25	17	5	6	111	6.2

Player Averages											
Games Played	Minutes/ game	Points/ game	FG Pct	3FG Pct	FT Pct	Rebounds/ game	Assists/ game	Turnovers/ game	Assist/Turnover ratio	Steals/ game	Blocks/ game
18	17.5	6.2	35.1	21.1	75.5	3.9	1.4	0.9	1.5	0.3	0.3

				Field Goals		3-Point		F-Throws		Rebounds									Scoring	
SEASON	TEAM	GP-GS	MIN/AVG	FG-FGA	FG%	3FG-3FGA	3FG%	FT-FTA	FT%	OFF	DEF	TOT	AVG	PF-FO	A	TO	BLK	STL	PTS	AVG
2024-25	Loyola	16-0	71/4.4	5-17	.294	1-6	.167	3-4	.750	0	6	6	0.4	7-0	4	9	2	4	14	0.9
2025-26	Win	18-2	316/17.5	33-94	.351	8-38	.211	37-49	.755	18	52	70	3.9	26-0	25	17	5	6	111	6.2
TOTAL FOR Win		18-2	316/17.5	33-94	.351	8-38	.211	37-49	.755	18	52	70	3.9	26-0	25	17	5	6	111	6.2
TOTAL		34-2	386/11.4	38-111	.342	9-44	.205	40-53	.755	18	58	76	2.2	33-0	29	26	7	10	125	3.7



#51

Logan Duncomb

Center / 6-10 / 230 / Sr.
Cincinnati, Ohio
(Xavier)

CAREER HIGHS

Points

31

at Longwood (12/31/25)

Minutes

33

at Longwood (12/31/25)

FGM

12

at Longwood (12/31/25)

FGA

16

at Longwood (12/31/25)

3PTFGM

n/a

3PTFGA

1

two times

FTM

13

at North Dakota (12/18/25)

FTA

17

at North Dakota (12/18/25)

Rebounds

14

Clinton College (12/21/25)

Assists

2

four times

Blocks

3

at LIU (12/2/25)

Steals

3

at Longwood (2/27/25)

Turnovers

3

three times

BIG SOUTH

Points

31

at Longwood (12/31/25)

Minutes

33

at Longwood (12/31/25)

FGM

12

at Longwood (12/31/25)

FGA

16

at Longwood (12/31/25)

3PTFGM

n/a

3PTFGAs

1

Charleston Southern (1/7/26)

FTM

7

two times

FTA

11

at Longwood (12/31/25)

Rebounds

13

at Longwood (12/31/25)

Assists

1

five times

Blocks

2

two times

Steals

3

at Longwood (2/27/25)

Turnovers

2

two times

- EXTRA DRIBBLE
- Hit the 20-point mark for a third straight game, finishing with a game-high 26 points vs. Charleston Southern despite only playing two minutes in the first half
 - In double-figures 10 consecutive games and has seven games with 20 or more this season
 - Posted his sixth double-double of the season against Gardner-Webb with 21 points, 10 rebounds
 - Top performer around the league on opening day for Big South play with a career-high 31 points at Longwood
 - Also hauled in 13 rebounds for his 5th career double-double
 - Near double-double at Texas Tech with 11 points, nine rebounds Recorded fourth career double-double with 14 points and a career-high 14 rebounds vs. Clinton (18 minutes)
 - Posted third career double-double with 23 points, 10 rebounds against Bob Jones
 - He was 11-for-11 from the field vs. Bob Jones, tying a single-game record of a perfect shooting percentage
 - Named Big South Conference Co-Player of the Week (Dec. 8) and Player of the Week (Jan. 5)
 - 1st in the Big South in field goal percentage (.641), 2nd in rebounding (8.1) and 3rd in scoring (17.29)
 - Had 13 points on 6-of-10 shooting at Arkansas and also hauled in four rebounds
 - Played his first full season of collegiate basketball in 2024-25 after missing 2023-24 and having combined for 18 games his first two years (both at Indiana)
 - Last year he had three or more rebounds in 11 of the 24 games played
 - Began collegiate career at Indiana, transferred to Xavier and now at Winthrop
 - Has battled through injuries most of his collegiate career
 - Led Moeller High School to a state title in 2019
 - Named the GCL Co-Player of the Year / McDonalds All-American Nominee

#51 DUNCOMB, Logan

Opponent	Date	GS	MIN	Total		3-Pointers		Free throws		Rebounds				PF	A	TO	BLK	STL	PTS	AVG	
				FG-FGA	PCT	3FG-3FGA	PCT	FT-FTA	PCT	OFF	DEF	TOT	AVG								
vs Queens (NC)	11/03/2025	*	21:34	3-7	.429	0-0	.000	6-8	.750	5	3	8	8.0	3	0	1	1	1	12	12.0	
at George Mason	11/07/2025	*	24:21	5-7	.714	0-0	.000	6-8	.750	2	2	4	6.0	6	1	1	0	0	16	14.0	
at Coastal Carolina	11/11/2025	*	30:41	6-13	.462	0-0	.000	9-14	.643	3	7	10	7.3	1	0	3	1	1	21	16.3	
Mercer	11/15/2025	*	07:55	0-2	.000	0-0	.000	0-0	.000	0	0	0	5.5	5	0	0	0	0	0	12.3	
at Arkansas	11/18/2025	*	21:57	6-10	.600	0-0	.000	1-2	.500	2	2	4	5.2	5	2	1	1	0	13	12.4	
at Jackson St.	11/23/2025	*	21:23	6-10	.600	0-0	.000	2-2	1.000	2	0	2	4.7	2	0	0	1	1	14	12.7	
at Nebraska	11/25/2025	*	16:25	4-7	.571	0-0	.000	0-0	.000	7	3	10	5.4	5	2	3	1	1	8	12.0	
South Carolina St.	11/29/2025	*	26:06	8-11	.727	0-0	.000	3-4	.750	4	5	9	5.9	1	0	3	1	1	19	12.9	
at LIU	12/02/2025	*	30:07	11-13	.846	0-0	.000	6-9	.667	3	3	6	5.9	5	1	0	3	1	28	14.6	
Coastal Carolina	12/06/2025	*	25:16	5-10	.500	0-1	.000	6-7	.857	5	7	12	6.5	3	1	2	2	0	16	14.7	
Bob Jones	12/13/2025	*	16:34	11-11	1.000	0-0	.000	1-3	.333	3	7	10	6.8	0	0	0	0	0	23	15.5	
at North Dakota	12/18/2025	*	18:57	4-5	.800	0-0	.000	13-17	.765	3	6	9	7.0	5	2	2	0	0	21	15.9	
Clinton	12/21/2025	*	18:12	5-9	.556	0-0	.000	4-10	.400	4	10	14	7.5	2	2	2	1	2	14	15.8	
at Texas Tech	12/28/2025	*	28:20	4-13	.308	0-0	.000	3-6	.500	4	5	9	7.6	3	0	3	0	2	11	15.4	
at Longwood	12/31/2025	*	33:06	12-16	.750	0-0	.000	7-11	.636	6	7	13	8.0	2	1	2	0	0	31	16.5	
Gardner-Webb	01/03/2026	*	29:58	7-8	.875	0-0	.000	7-9	.778	4	6	10	8.1	3	1	2	1	1	21	16.8	
Charleston So.	01/07/2026	*	18:19	10-15	.667	0-1	.000	6-10	.600	3	4	7	8.1	3	1	1	0	0	26	17.3	
Totals			16	389:11	107-167	.641	0-2	.000	80-120	.667	60	77	137	8.1	54	14	26	13	11	294	17.3

Player Averages

Games Played	Minutes/ game	Points/ game	FG Pct	3FG Pct	FT Pct	Rebounds/ game	Assists/ game	Turnovers/ game	Assist/Turnover ratio	Steals/ game	Blocks/ game
17	22.9	17.3	64.1	0.0	66.7	8.1	0.8	1.5	0.5	0.6	0.8

				Field Goals		3-Point		F-Throws		Rebounds				Scoring						
SEASON	TEAM	GP-GS	MIN/AVG	FG-FGA	FG%	3FG-3FGA	3FG%	FT-FTA	FT%	OFF	DEF	TOT	AVG	PF-FO	A	TO	BLK	STL	PTS	AVG
2021-22	IND	9-0	19/2.1	2-4	.500	0-0	.000	2-2	1.000	3	3	6	0.7	3-0	1	3	1	1	6	0.7
2022-23	IND	9-0	51/5.7	12-16	.750	0-0	.000	2-7	.286	5	10	15	1.7	8-0	2	3	5	1	26	2.9
2024-25	Win	24-0	192/8.0	26-48	.542	0-0	.000	20-30	.667	23	38	61	2.5	35-0	3	15	11	8	72	3.0
2025-26	Win	17-16	389/22.9	107-167	.641	0-2	.000	80-120	.667	60	77	137	8.1	54-6	14	26	13	11	294	17.3
TOTAL FOR Win		41-16	581/14.2	133-215	.619	0-2	.000	100-150	.667	83	115	198	4.8	89-6	17	41	24	19	366	8.9
TOTAL		59-16	651/11.0	147-235	.626	0-2	.000	104-159	.654	91	128	219	3.7	100-6	20	47	30	21	398	6.7